



Kingstone Chronicle

April 2022



Front cover: Reception's Easter Chicks by Harper and Cooper
Year 6's Still Life Daffodil Sketches by Alfie and Maia

Chronicle Team Welcome



We hope you enjoy this Easter edition; as well as the usual class pages, there are articles about World Book Day, Gardening Club, our Value of the half-term, Star Writers and the Year 6 netball tournament. In addition there are lots of fun puzzles, a special Easter recipe and some super Easter craft ideas to try.

Happy Easter,
from Maisy and the Chronicle Team.



Headteacher's Welcome

We've had a brilliant half term, and I know you'll enjoy reading about the 'best bits' from a busy few weeks!



It's been great to be able to welcome more visitors into school, with everything from animal exhibitions to an orchestra visiting our school! These extra experiences really bring our curriculum to life, and I know the children have benefited

from these fabulous events. As we approach the summer, we've also been able to start taking part in more sporting tournaments—something we absolutely love to be able to do! We are really proud of the sportsmanship of our children, and Miss Exley has organised more events which will be coming up over the next term.



This term, we've also dedicated time to talking about democracy. Miss Evans has re-launched our School Parliament, and did a fantastic job of organising the Polling Station and ballot boxes for election day. I can't wait to work with our newly elected School Parliament as they already have so many ideas!



I hope you enjoy the fabulous pages celebrating our learning, and the wonderful season of spring.

With best wishes over the Easter period,

Elissa Vigus

RECEPTION NEWSLETTER
READY, STEADY, GROW!

Reception have absolutely loved this topic and have especially loved seeing the changes from winter to spring. We have enjoyed appreciating the outdoors these past few weeks and have really found a love for nature all around us!


Lambing Live


We launched our new topic with a visit to a farm. The farmer, Bill, was so informative and showed us all of the crops he grows to sell to our local supermarkets. The real highlight, though, was getting to see a lamb being born! It was so magical and an amazing experience. To top it all off, we even got to stroke a lamb that was one day old – what a great day!



Tadpoles

Miss Nicholas brought in some tadpoles from her dad's pond for us to watch grow. They started off tiny and are now starting to grow back legs! We can't wait for Miss Nicholas' updates throughout the Easter holidays to see their growth whilst we are away from school. We are hoping that when we come back that they will be starting to look more like little frogs. When they are big enough, they will be released back into the wild. It's so exciting to watch their changes and follow their journey!





World Book Day

We celebrated World Book Day by all coming into school in a bright coloured top. We had a whole school assembly and Year 6 acted out scenes from the story, 'The Day the Crayon's Quit.' From this, we decided to show our love for reading by reading in unusual places which was so much fun!



Reading Buddies

To continue our love for reading, we have also paired up with Year 6 to tell stories and share books with every Friday morning. During British Sign Language Week, the Year 6 children taught us some songs in sign. The children in both year groups absolutely love it and look forward to ending the week on such a lovely note.



Planting seeds

As part of our topic and to celebrate National Science Week, we planted a variety of seeds in a glove to watch the speed of growth. It has been fascinating to see which plants grow the fastest and how different plants look!




Spring in Year 1

What a fantastic term we have had in Year 1! Our topic has been 'Ready, Steady, Grow!' and we have loved thinking about lifecycles, plant growth and how to keep our bodies healthy.



In our writing sessions we have been doing lots of wonderful writing about our topic. We tested our drama skills by acting out the Easter story and completed some excellent writing about this.



In our maths sessions we have worked hard on addition and subtraction. We have spent lots of time learning how to use the symbols and different ways to use our maths knowledge to solve number problems.

In our topic sessions we have looked carefully at the plants around us. We planted our own mustard seeds and were excited to spot the root and shoot! We have explored the school grounds and are able to name lots of common plants. We were also busy crafting the stages of the butterfly lifecycle and were so proud of our hard work!





Look at our wonderful art and planting!



We loved having a visit from a wildlife expert, who showed us some fantastic things in his mini museum. We had so much fun doing the activities!



We learned all about trust with a blindfold game!

Year 2

Ready Steady Grow

We have had a fabulous Spring Term exploring our Ready Steady Grow topic! Our special visitors have brought the topic to life. The children loved meeting Tim for the Herefordshire Wildlife Trust. They found out all about mini-beasts and even went outside to collect some. We were also lucky enough to have a visit from Mrs O-J and baby Wesley; we found out how he had changed since birth.



Pancake races
with YR & Y1



World Book
Day fun



Mini beast
workshop



Working with our
math buddies

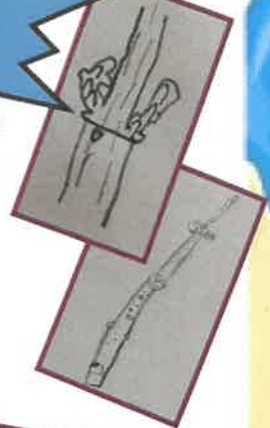




Playing tuned percussion



Learning sketching techniques



A visit from Good Choice Gordon



We have spent time improving our creative skills; playing and composing our own tunes, learning sketching techniques and making snacks to eat as we discussed the benefits of a healthy diet. We explored the effects of exercise on our bodies in science and concluded that skipping and running make our bodies work hardest!



Giving speeches for school parliament



RSE cooking, exercise and discussion



Year 3

Year 3 have had a great time, this half-term. We have been learning about the changes to Kingstone and the surrounding areas during World War Two. We were lucky enough to have Mr Gemmell come in to school and talk to us about a selection of military gear before giving us a ride around the field in his WW2 jeep!





Year 3 have also been continuing their study of fossils and rocks. We have learnt so much about the past, what the Earth used to look like and how fossils are formed in different ways. We really enjoyed National Science Week and loved having a go at being palaeontologists!





Our writing has been focused on building suspense. This has led to some absolutely fantastic vocabulary choices and excellent stories from so many children. We have looked at different ways to build suspense within our class text, *Wolves in the Walls*. We then took these strategies and created our own historical suspense texts. The resulting stories were fantastic!



We have been lucky enough to go swimming this half-term and it has been a fantastic experience. We have also been working on improving other aspects of our athletic pursuits by studying the offensive and defensive tactics of different team sports.



Another busy half-term under our belts! I can't wait to see the joy and excitement our summer term will bring to our lovely class.

YEAR 4 – GRAND DESIGNS!

World Book Day!

The children had a day full of fantastic fun, visiting the Book Fair, receiving a present from Mr Eckley (a copy of the text- *The Day the Crayons Quit* by Oliver Jeffers) and writing letters of response back to the upset crayons in Duncan's pencil case.



Science- All Living Things!



The children were superb science detectives on their minibeast hunt. They were learning all about living things in their local area and what habitats they live in so that they knew where to look when searching for them.



Geography-Ordnance Survey Maps



The children have been geographers, applying their knowledge of ordnance survey map symbols to create their own map of Kingstone.



Science Week Celebrations!

Mammal: Monkey



Bird: Chicken



To celebrate Science Week, The Year 4 children created animal habitat boxes.

They accompanied their habitats with classification facts about their animals.

Fish



Mammal: Panda



Fish: Clown fish




Year 5

It's been another busy half term in Year 5, we have been doing lots of exciting things and can't wait to share with you what we have been getting up to.



RE:

In RE this half term, we have been looking at Judaism. One of our favourite activities was making our own Challah bread. This is a traditional bread made to celebrate Shabbat.



Reading:

This half term we have enjoyed: World Book Day, the new style of book talk, and we are really enjoying reading. We have started book buddies with Year 3 and have really loved the chance to share some of our favorite stories with the younger children!

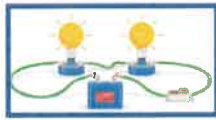
PE:

This half term our focus has been acrobatic gymnastics. The children have been working in pairs to put together their own sequences of moves, focusing on counter balances and counter tension. They have also been using each other as bases for some more complex moves.



Science

This half term we have been doing lots of exciting science experiments looking at properties of materials. We've had a great time completing loads of different experiments. From separating materials to looking at the effect different conductors have on a light bulb. We also really enjoyed British Science Week taking part in the schools celebrations.



Topic:

This half term we have been learning a lot about Ancient Egypt. We have absolutely loved this topic and have learnt lots of new things. To celebrate such a great topic we have had an Egyptian WOW day! We have had a fantastic time: writing in hieroglyphics; trying traditional food and drink they would have had during the period; making our own Egyptian collars; learning all about the Gods and Goddesses and researching Egypt.



Year 6

We have had lots of opportunities to work with the Reception Class children this half-term...

Our Reading Buddy sessions every Friday are a great way to encourage reading and foster a love of books. Both Y6 and YR love it and agree it is great fun, but it has also helped Y6 develop good communication and peer support skills.




We have been helping YR with writing, too, and taught them to sign in National Sign Language Week.



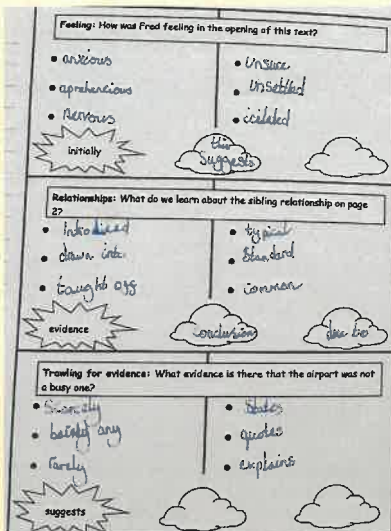
In science we are learning about electricity and circuits: we had to create a circuit to light a bulb, incorporating switches and buzzers. We experimented with different voltage batteries to test how they would affect the brightness of the bulbs.

Using our understanding of how circuits work, we linked our knowledge to the D.T. lessons to design our own torch or lamp that we will make to take home. Although Mrs Preece is providing the circuitry, bulbs and cardboard torch casings, we can use our imagination to make our models with materials and decorations from home. Still at the design stage, we look forward to sharing our completed lights in the next issue...





Well done to the Year 6 netball team, who took part in a tournament at Kingstone High School (see Florence and Faith's sports report for details). They were great ambassadors for the year group and the school with their sporting attitude and effort.



Initially, Fred came across as if he were quite apprehensive. I believe this because at the start of the book the text says 'he held his breath, and gipped his seat.' This suggests that he is feeling unsettled.

On page 2, the author introduces us to a little brother and a, older sister. I personally think that the older sister has had to look after her brother because I have come to the conclusion (due to some evidence) because she is 'singing under her breath' which shows she isn't worried.

It is implied that the Brazilian airport is scarcely ever used. I have come to this conclusion due to the evidence because the text explains that it was 'dusty and almost deserted'. This suggests that it is almost empty.

In English, to help develop our comprehension skills, we use a method called: 'demonstration comprehension'. Above is a good example of how we analyse and interpret a range of genres of writing in order to answer comprehension questions about what we have read using evidence from the text.


On World Book Day, we organised the Book Sale / Swap in the outdoor teaching cabin. We sorted the donations into age and subject-related categories, priced them and used the cabin's whiteboard to advertise them. It was really enjoyable helping each year group to chose what they wanted and it was a great success. We hosted a special assembly to act out this year's chosen book: *The Day the Crayons Quit*. In English, we linked the book's theme about disgruntled crayons to our creative writing.



Our class reading book this half-term is *Kensuke's Kingdom* by Michael Morpurgo. It is about a boy who sets off to sail around the world with his parents after they lose their jobs. We have thought about whether we would be up for such a challenge!



World Book Day




On World Book Day we celebrated in lots of different ways:



'The Day the Crayons Quit' was chosen as a whole-school reading book... A copy of the book was gift-wrapped for each class and the children were very excited to open them before Year 6 launched the day with a special assembly. In the assembly, some of Y6 dressed as the crayons to act out the story while the others narrated. Every year group then went on to do activities based around the book in their class throughout the day.

We wrote letters to book characters...



We wrapped up our favourite books and wrote clues for our friends to guess...



We designed book covers...



We read in unusual places...



Watch our amazing World Book Day video by following the link on the school's website:
<https://www.kingstone-thruxton.hereford.sch.uk/news-and-activities>



Pre-Loved Books Sale



Thank you to everyone who donated their pre-loved books for our book sale: there were lots of very happy readers who bagged a bargain!

Potato Book Characters

We held a contest to create a potato model of a book character based on a story we liked. Every year group had a chance of winning and there were some original and very clever ideas!

The winners were: Ellen in Year 6, Monty in Year 5, Logan in Year 4, Oliver in Year 3, Fae in Year 2, Betty in Year 1 and Leo in Reception.

All the potatoes were out of this world but these were the ones that stood out to the judges!

By Florence



Netball Tournament

Six Y6 pupils were chosen for an inter-schools netball tournament, which was held at Kingstone High School. The schools taking part were: Peterchurch, Riverside, Much Birch, Marlbrook and Michaelchurch Escley. We had a lot of fun and by the end we came up with the results of two wins, two draws and one loss. We also won the accolade of scoring the most netball goals in a mini game! Above all, it was a great opportunity to play against different teams and enjoy a challenging afternoon of sport. Miss Exley said she was very proud of our sporting attitude and great, team effort.

Here are some of the pictures of us having a great time at the high school and playing a great game of netball.



by Florence and Faith

Star Writers!

There has been so much fantastic writing taking place in school over the past few weeks! I've been really impressed with all the hard work, especially as the children really develop the 'sentence stacking' that we've been working on as a school. All the children at the Tea Party were so proud of their achievements, and were excellent ambassadors for their class. I know that everyone has been working so hard to create beautiful pieces of work—there were so many names on the shortlist! Well done to all the children who were recognised as super writers on their class' shortlist, but especially to the Star Writers who made it to the party; we had a wonderful celebration at the Tea Party with fruit and cake treats. I'm so delighted with the children's attitudes towards their work, and have loved sharing in the pride that the children have shown towards their achievements. Thank you for your fabulous hard work, everyone—well done!

Mrs Vigus

Congratulations to these Star Writers!

Reception: Charlie H - for his super independent sounding out for his 'Handa's Surprise' writing.

Year 1: Betty - for her fantastic piece of writing about the Easter story. Betty wrote three brilliant sentences and sequenced the events independently.

Year 2: Arlan—for a wonderful diary written in the voice of a rat during the Great Fire of 1666, presenting all four pages so beautifully!

Year 3: Charlotte - for her lovely suspense narrative. She has included several techniques to build suspense explored in our sentence stacking lessons, these include rhetorical questions, rhyming adjectives and the use of similes and metaphors.

Year 4: Elliot—for his amazing piece of persuasive writing, showing a fabulous motivation to produce a well thought-out piece of work.

Year 5: Emilia—for her brilliant letter, written from the glue stick on world book day; we were especially impressed with her observational humour within this piece.

Year 6: Lexi—for a piece of narrative writing based on Kensuke's Kingdom. mountain range. All the children loved her presentation and are aiming for the same standard when they reach Year 6!



Out of School Achievements

This term, lots of our children have excelled in the sporting activities and hobbies they do out of school. Here are some of their many amazing achievements!



Ellen, Year 6,
has been awarded
5th place at the
four-piece Spring
Gymnastics competition.



Izzy, Year 3,
was awarded this trophy for coming
1st in her team's cheerleading
competition (as flyer).



Mikayla, Year R,
has been awarded
with Level 1
in swimming.



Lily, Year 1,
has achieved
Duckling 1 and 2
in swimming.





Theo, Year 4,
has been awarded
Duckling 2
in swimming.



Evie, Year 3,
has been awarded with
Levels 3,4 & 5
in trampolining: she
participated in Pink Spring
Sparkle, a four-piece
competition. Evie also
achieved distinction in her
ballet exam.



Florence, Year 6,
has been given her medal
for completing acro beam,
which is a type of
dance-based gymnastics.



Chloe, Year 6,
has been doing really well with her
swimming. She has had 10 county qualifying
times: 1 second off a regional time on
200m butterfly and 3 seconds off on
50m freestyle.

Max, Year 4,
has been doing really
well with his taekwondo
and has been awarded
his first belt.

Gardening Club

Spring Term



Can you name the plants in our school garden?

Anagram Clues:

1. iptlu
2. fodfali
3. eebh
4. stfoyrahi
5. orcsuc
6. lohyl
7. rwasbrety
8. sreoayrm



A glimpse of the summer delights to come...

Gardening Club have been very busy planting seeds in propagators this half term. Careful watering and monitoring with the right amount of sunlight has meant the seeds have now germinated and are doing well. We are just waiting for May when the frosts have gone and we can plant out our flowers and vegetables into the weeded beds.

Here we are planting winter pansies in the Year 6 flower beds. We discovered lots of stones in the soil which had to be sifted out to give the roots room to grow.



Holes were dug, the young plants carefully placed in the compost, back filled and finally watered in.



Operation Snowdrop! On a Stormy Winter's day...



The snowdrops, which give a brilliant white display every year, in the former pond area needed to be transplanted before the area was cleared for renovation.

Can you spot the new location?



Look out next January for these beautiful early spring flowers in the car park. Traditionally, snowdrops were planted along paths to show pedestrians the way on dark winter nights (before street lights).



In our school garden there are many changes as the seasons change. By the time you read this, the snowdrops will have finished flowering but there are lots more discoveries to make. Take a look at the trees, many lost their leaves in winter but now spring is here, the garden gets so exciting!



PEACE



Our value this half-term is peace. In our Values Assembly, lots of amazing ideas were shared about what peace means to us. Year 6 and Year R worked together to make Doves of Peace out of paper; Years 1, 2, 3, 4, and 5 wrote an example of their view on peace on templates of doves, which they then cut out. Some of them have been displayed on the Values Board with the paper doves.

We have been thinking about how we could make the school more peaceful and have been trying to be quieter when we are walking around, walking respectfully and smartly.



Have a nice nap and think of what makes you happy.



You could go to the beach to watch the waves.



By Mistie



Easter Craft Ideas



Easter 'Sock' Bunny

- First, you get a coloured sock.
- Next, you get some dry rice.
- Now stuff your rice into you sock .
- Then tie your sock with a rubber band.
- Now you get a different colour ribbon: tie around the sock where the neck would be to make a head.
- Use some pink fabric to make a nose .
- Now get some googly eyes and stick them on the bunny.
- Make some teeth with some white fabric and make a white belly with the white fabric.

Lollipop Stick Easter Baskets

- First, you get about 12 lollipop sticks - any colour.
- Next, you stick them all together with a hot glue gun (*make sure you have an adult to help).
- Once you have stuck them all together, get a pipe cleaner and stick that on for a handle.
- Now you can decorate it with anything you like!



By Maisy



Wooden Spoon Bunnies

- Get a wooden spoon and a pipe cleaner.
- Glue the pipe cleaner on to make the ears.
- Now you get a black pen and draw a bunny face.

Toilet Roll Easter Decorations

- First you get a toilet roll .
- Next get a piece of coloured card to make a handle.
- Now you decorate you toilet roll with anything you would like to make it Easter-themed.
- If you cover the end, you can use as an Easter basket.



Easter Egg Cookies



Ingredients:

175g butter, softened
200g light brown sugar
100g caster sugar
1 tbsp. vanilla extract
1 egg
250g plain flour
1/2 tsp bicarbonate of soda
50g white chocolate
100g dark chocolate
100g mini eggs slightly crushed




Method:

- 1) Heat the oven to 190 degrees/ 170 degrees fan/gas 5. Line 2 baking sheets with baking parchment.
- 2) Tip the butter, sugars and vanilla into a bowl. Beat with an electric mixer until pale and fluffy. Add the egg and beat again.
- 3) Tip the flour, bicarb and a pinch of salt into a bowl, then use a spatula to mix together before adding the chocolate and about half of the semi-crushed mini eggs (set aside the larger pieces) and mix together until everything is combined.
- 4) Scoop golf sized mounds of cookie dough on the baking sheets, push the remaining mini egg pieces in the top of each cookie.
- 5) Bake for 15-18 minutes.
If you prefer a biscuit texture you will need to leave them in for a bit longer. Remove from the tray once cooled for ten minutes.

By Chloe

EASTER WORD SEARCH



By Amy

EASTER JOKES

What type of music does the Easter Bunny like?

Hip-hop!



How does the Easter Bunny keep his fur looking so good?
Hare spray!



What do you call an Easter Egg from outer space?
An eggstra-terrestrial!



What do you call a rabbit with fleas?
Bugs Bunny!



What is the Easter Bunny's favourite sport?

Basketball.




What do you call the Easter Bunny after Easter?

Eggshhausted!

Why did the Easter Bunny have to fire the duck?

Because he kept quacking the eggs!



End of Term House Points

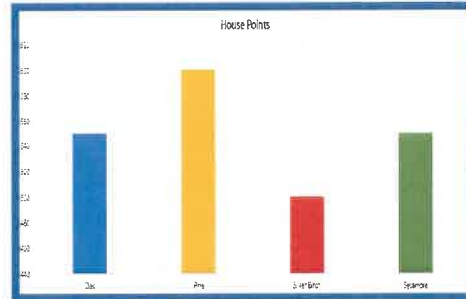
As we reach the end of the Spring Term, here are the totals:

Pine: 1,600

Oak: 1,550


Sycamore: 1,550

Silver Birch: 1,500




Congratulations to everyone who has achieved House Point Certificate awards and have had their picture moved up on the Rainbow Chart. Also, well done to all those who have earned points for their houses through Good Choice Awards and modelling our whole-school Values and behaviour targets.

Word Search Solutions



Happy Easter
from the
Chronicle
Team.





Back cover: Reception's Easter Chicks by Arlo and James
Year 6's Still Life Daffodil Sketches by Florence and Amy