



Kingstone Chronicle

December 2023



By Year 2 (Jesse, Isabelle,
Harper, Jessica and Charlotte)



Welcome!

Editors' Welcome

Hello readers! Welcome to the Christmas edition of the Chronicle. We have done so many exciting things this half term and can not wait to share what we have been learning and getting up to with you. Read on to enjoy our Christmas jokes, book recommendations and fun Christmas cookies! We hope you all have a brilliant Christmas with your friends and families!



Evie and the Chronicle Team

Headteacher's Welcome

It has been a wonderfully festive half term, and I have thoroughly enjoyed the Christmas activities! We have celebrated some superb performances from the children, with the Infants putting on a heart-warming version of the Nativity story, and the Juniors leaving everyone ready to 'step into Christmas' with a fabulous Carol Concert, showcasing exceptional talent.

We have been so grateful for the support from our amazing parents, carers and the Kingstone community over the past few weeks. The Santa Run, Bingo and Crafternoon have been just some of the events that have been extremely well supported, and have often showcased the brilliant pupil leadership from our Young Hopefuls and School Parliament groups. It was also a huge honour to accompany our Year 1 children to Kingstone Grange, as Lagan Homes invited the children to design decorations for their tree and switch on the Christmas lights! We have been busy!

As we reach the end of 2023, it is the perfect time to look back and reflect on the successful achievements from across the year. I am enormously proud of all of the children and staff who form our brilliant school; we have so much to celebrate, and I know that we have amazing things to look forward to in 2024.

Please enjoy the festive edition of The Kingstone Chronicle that has been so carefully put together by our amazing team of editors—well done, everyone!

On behalf of all at Kingstone, I'd like to take this opportunity to wish you a fabulous Christmas break—we look forward to seeing you in the New Year.

Elissa Vigus



Reception Newsletter

Autumn 2

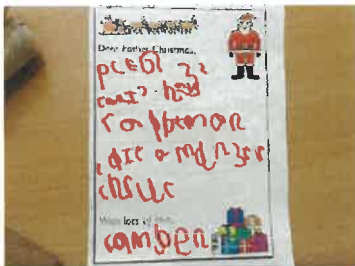
Dangerous Dinosaurs

This half term, we have shared stories about dinosaurs and the different types of environment they lived in, from jungle to desert to volcanic. We have learnt many of their names, what they ate and how to categorise them, how big their feet were and why they became extinct. We have dug for dinosaur bones and excavated dinosaurs from stone. We built a volcano and made it bubble and gently explode.

We have been working hard to learn all our set 1 sounds, we can now use these sounds to blend letters into words. We are starting to read longer sentences and write on our own. We have loved writing to Father Christmas, describing our Christmas at home and retelling stories of our cheeky elves.

We have really enjoyed our gymnastics sessions - we have learnt lots of new vocabulary and new ways to travel and move our body safely.

As Christmas is a focal point of the month, we have retold the Nativity story many times in various ways. We have spent a long time playing small world and changing the characters over! We experienced a Christingle service and made our own Christingles. We learnt what Christingle symbolises.





Madley Environmental Centre visit

We were very excited to be travelling together on a bus to Madley. When we arrived there we spoke to a large elf and Mother Christmas, we made Christmas cards and went hunting for missing stockings. After that we went for a woodland walk where we saw the big man himself! He asked all the children what they would like for Christmas and gave them each a gift. Finally, we went back to the log cabin and had a biscuit and drink and headed home. It was a lovely trip.



Outdoor learning.

In the forest area, we have been learning about different ways to use green wood, specifically freshly cut willow. We have tried whittling - although, as it is a new challenge, we could only do it for a short time as it hurt our muscles, we need to build these up. We have made willow crowns and also a Christmas wreath. During a bitterly cold spell we made natural stone hand warmers by popping stones into the water pot on the fire - the stones heated up and, when the adult said they were okay, we held them - they were toasty warm! We even warmed up our wellies with them. Oh, and we loved making a fire - learning what safety items we need to have to make sure we are safe and learning how to start and end the fire.

Merry Christmas From Year 1!

Year 1 have had a fantastic half term! Our topic has been 'Colours of the World' and we have had so much fun learning about Autumn festivals and celebrations.

We have really enjoyed our stories this half term. We have worked so hard on our writing and were particularly proud of our writing about Stickman. We came up with some excellent ideas and even included some questions we would like to ask him!

We have worked really hard in maths and have spent time exploring numbers one to five. We are getting very independent when using the resources and recording our answers.



In our topic sessions, we have been thinking about the features of Kingstone. We have been on a village walk and were excellent at naming the human and physical features we could spot.

We have also been thinking about Remembrance Day and why it is important to remember.



We have loved finding minibeads in our outdoor area! We even made our own pooters to collect them and drew some fantastic pictures of the bugs we found.



We have been looking after the birds in Kingstone by making bird feeders. We found out that although some birds migrate, lots of them stay in the UK. We wanted to make sure they had lots of food!



Christmas fun!

Year 2

What a busy half term we have had in Year 2 the children have been a delight to teach as they have thrown themselves so eagerly into any challenge set for them.



In PE the children have been developing throwing, dodging and passing skills so that they can successfully play small team games. Year 2 are amazing at getting into space and being ready to receive a ball.



The children enjoyed their computing unit which was all about digital photography. They were busy learning how to capture images on an iPad and then learnt how to alter images. I hope you enjoy the results as much as they did.



In the run up to Christmas the children have enjoyed a Christmas Crafternoon, Christingle making, a cheeky elf, Nativity play and a talent show! They have demonstrated many values over the past few weeks including resilience, perseverance, friendship, tolerance, patience and kindness. Lots of children have really pushed themselves to try new skills. In the Nativity the children made all the adults proud as they bravely went on to stage to perform a super show.!



We have been learning about the properties of 2d and 3d shapes the children were challenged to build a model and then list all the shapes they used. How many do you recognise?



If there is one thing the Year 2 children love it is time to share a book with a friend so imagine their delight when the book sale came into school selling books for £2 each. At story time, in Year 2, you can hear a pin drop as they listen intently to see what is going to happen next.



Class discussions and role play are always a big hit in Year 2 the children are so imaginative and full of good ideas. Their speaking and listening skills are really developing well.




The children were delighted with their snowmen drawings and wanted to share them with you. The children chose the grade of pencil they wanted to use. They used blue shading to make the pictures look icy and tried hard to make the carrot nose appear 3d.



Year 3

Year 3 have loved their topic work this half-term. We have been learning about different animals, their skeletal structure and what they need to survive and thrive. In RE, we have learnt about the type of world that Jesus would have wanted. Both of these topics have given us the chance to present and perform our learning to our classmates. Lots of children did a great job and pushed themselves to share their knowledge with others.



Year 3 have been looking at creating gymnastic sequences in our PE lessons this half-term. This has resulted in some fantastic solo and group performances. They've loved getting to grips with different apparatus and pushing themselves out of their comfort zones. Each child had to plan and perform a six part gymnastic sequence involving dynamic and static balances, poised transitions, rolls and jumps.





We have been looking at mechanisms this half-term. We have studied gears, levers, pulleys and pneumatic systems. The class have made pulleys and pneumatic monsters. We had a great time making them and they look amazing!



We have enjoyed getting into the Christmas spirit over the last few weeks and the children have particularly enjoyed convincing me to let them decorate the classroom. They came up with some fantastic arguments in their persuasive letters and were so happy to be able to decorate the classroom themselves!



It has been such a lovely half-term with this wonderful class. I can't wait for all the fun that the New Year brings!

Mr Bull



Year 4

This term has certainly flown by, we've had a great first term in year 4 and learnt so many new things.



Computing:

In computing this half term, the children have been making their own podcasts. The children have shown a real talent at making podcasts. They've learnt lots of skills including editing audios, adding sound effects and layering sounds.

PE:

This half term in PE, our focus has been Indian dance. Week by week, children have been building up new talents towards their final piece. We have watched lots of Bollywood dance to help inspire us. We have learnt all about the importance of hand gestures, body language/position and head movement. To up-level their dances, children used colourful scarves and ribbons as part of their routines.



Science:

This half term, we have been leaning all about living things and their habitats. We've been out and about exploring what lives in our local area and how we can group and classify different animals. We have learnt all about the seven life processes and MRS GREN. The children have found the topic really interesting especially when looking at the positive and negative impacts humans have had on animals habitats.

DT:

This half term, the children have continued to be inspired by artist Gary Hodges and created their own stuffed animals. They have designed their own piece, created it with embellishments and evaluated their final piece.



Geography:

In Geography, we have been learning all about climate zones. We have explored in detail arid, mediterranean, temperate, tropical and polar climates. The children have presented weather reports for the different climate zones as well as writing a persuasive piece on why their chosen climate zone is the best.



RE:

This half term, we have been learning all about the Holy Trinity in RE. For their final piece, the children have produced some beautiful triptychs representing the Father, Son and Holy Spirit.



Year 5

It has been a busy half term in Year 5! We have continued learning about rainforests in Geography as well as starting exciting, new topics like Living things and their habitats in Science! We've also enjoyed getting into the Christmas spirit in preparation for our carol concert.



In our English lessons this half term, we began by learning about Cinquain poetry. We wrote our own poems in the Cinquain style inspired by the layers of the rainforest. We then moved to learning about balanced arguments. We explored the features you'd usually find in a balanced argument and then answered the question: should Christmas be greener? The children thought of some mature, considerate and clever ways we can enjoy all of the wonders of Christmas whilst also reducing the impact of our actions on the environment. For example, is it more eco-friendly to have a real or artificial Christmas tree?

We've been trying really hard to master the four operations in our maths lessons this half term! We've been working with numbers with more than 4 digits and learning efficient methods to add, subtract, multiply and divide. These skills are the building blocks on which future learning will take place and will prepare children for their next steps. Our McDonalds inspired maths lesson was a great example of how maths can be fun and important in real life!





We've really enjoyed creating vector drawings in computing this half term! We've created digital drawings of animals using only shapes and objects. The results have been brilliant! In Science, we've learnt about life cycles of mammals, birds, amphibians and insects. The children have also worked hard in PE this half term and have enjoyed our weekly swimming lessons. They've all made brilliant progress and achieved new levels. We've also had fun in RE listening to worship songs, learning about medieval cathedrals and learning new vocabulary.



We've got lots of Christmas spirit in Year 5. We've enjoyed learning the songs for the carol concert—our song is We Three Kings! Some of the children have been superstars and have performed either in a small group or a solo! We've also enjoyed the Santa run and Christmas jumper day. Have a lovely Christmas spending time with your loved ones!






Year 6

R.E

This half term we have been exploring Christianity and the meaning behind the Christmas Story. We had a great opportunity to explore Hereford Cathedral –the staff put together a 'show around' where we explored different elements of the scripture in different parts of the Cathedral: it was fascinating!



Cooking

Year 6 got baking this half term! We went up to Kingstone High School to use their facilities to bake delicious shortbread. We applied our maths skills to measure out all the ingredients—flour, butter and sugar and then created the delicious cookies!



English and D&T

In English lessons this half term, we have been exploring poetry features to retell the narrative, evolutionally tale of the peppered Moth. We have used our excellent vocabulary to use alliteration, personification, and created great imagery by using the power of 3!

We then used our design and technology skills to create flowers using a variety of measuring, folding and joining techniques to support the appearance and strength of the flower. We used this to create a beautiful display in the classroom to 'show off' our great writing!



Photos above showing the excellent display of Moth poetry and D&T flowers.

Sport at KTPS

It's been another busy half term in all our PE lessons! Reception started their first 6 weeks of PE this half term and I'm so impressed with how hard they have been working in their lessons. We have been focusing on gymnastics, more specifically balancing, rolling, jumping and creating our own gymnastic routines. Year 1 have also been showcasing their dancing skills, ensuring they used their knowledge from last half term to help them. Year 2 have been really enjoying their multi skills unit! They have been challenging themselves by learning new PE vocabulary as well as new sending and receiving techniques. Year 3 have been amazing in their gymnastic lessons! They have created their own routines, which incorporates all aspects of family of actions! Year 4 have super impressed me in their Indian dance unit. Their finished routines were outstanding and even incorporated new dance movements and ribbons. Year 5 have been busy at their swimming lessons, working towards their next level. They even got to enjoy a game of water polo as a reward for all their hard work. Year 6 have been enjoying Tchoukball. This is a sport that many of the children had not tried before, but they have worked so hard to learn the rules and new skills.



School Games Awards Evening

We were extremely excited to attend the annual 'School Games Awards Evening' to receive our gold award for our commitment towards physical education. Myself (Miss Exley) and Miss Vigus attended the event along with Evie, Louie and Seb from Year 5.

It was a fantastic opportunity to celebrate our school and our sporting achievements!



Indoor Cricket

This half term, we continued our indoor cricket initiative along side Herefordshire Cricket! The aim of the initiative is to get more children involved in cricket, but most importantly have fun whilst doing so!

Our Year 5 boys have super impressed everyone with their brilliant sportsmanship and cricketing skills.



Tri Golf

We continued our partnership with Burghill Golf Club and welcomed back Mike (golf coach), who has been running our afterschool sessions. It's a brilliant opportunity for the children to participate in a sport they may have not have had the opportunity to try before. We look forward to welcoming back Mike after Christmas!



Football Tournament

This half term we attended the Herefordshire FA Football Tournament! It was a very cold and rainy day, but I was super impressed with all the children who participated. We drew two matches, lost one and won our final match 2-0! It was a fantastic day and I couldn't be prouder of the children's sportsmanship!

Hot Chocolate with the Head!

I have thoroughly enjoyed our 'Hot Chocolate with the Head' gatherings this half term! It is always so fantastic to catch up with the winners, and hear about the things they have done to impress the adults in school. We've had a brilliant time, and covered a wide range of conversation topics! I can't wait to see who is pulled out of the pot next half term. Well done to everyone who has received a Shoutout so far this academic year—keep up the good work!

Mrs Vigus



*Daisy-May, Charlotte, Lexi,
Xavier, Charlie*



Caitlyn, Farrah, Zachary, Libby, Daisy-May



Izzy, Tommy, Logan, Lewis, Sam



Hattie, Daisy, Oscar, Caitlin



*William, Jacob, Jack, Parker, Isla,
Theo, Reggie, Archie*

School Parliament



School Parliament have been busy behind the scenes this half term. Recently they were 'secret elves' decorating the school Christmas tree! I'm sure you will all agree that they did a terrific job and they have certainly brought some festive cheer to the school entrance.



In the penultimate week of term, School Parliament joined forces with our wonderful Young Hopefuls to run a hugely successful bingo night. All the adults and children that came had a brilliant time, and lots of great prizes were won.

In the New Year School Parliament are going to be working on their next project to raise funds for our brilliant school, we are also hoping that we will get to meet an actual Member of Parliament.

Have a happy, healthy Christmas and best wishes for 2024.

Miss Evans

Wellbeing

Simple wellbeing craft ideas

Jar of good things

No matter how BIG or small, when a good thing happens, grab a slip, write it down and add it to the jar. Let's see how full it gets in the year to come!

Things to look forward to Jar

Having things to look forward to can make you feel happier and improve your wellbeing. Each time you think of something you would like to do in the future write it down and pop it in your jar.

You will need:

- Glass or plastic jar
- Glue
- Any craft items to decorate your jar, such a tissue paper, glitter, stickers
- Pencil
- Paper, to record the things you want to put in the jar

Memory jar

A place where you can keep happy memories in a safe place, You can make one to remember all the things you've done in a year and can look back on your fun times together whenever you'd like.

Take a look at the next page for some tech-free ideas for over the Christmas break

Top Tips for a TECH-FREE CHRISTMAS

It can be difficult to stay away from technology and devices, and sometimes this means that people – of any age – can find it hard to be present in the moment. As a period when families are able to spend some quality time together and enjoy each other's company,

Christmas is the perfect opportunity to step away from our phones, laptops and consoles and concentrate on the things that really matter. Follow our top ten tips for a tech-free festive period and make the most of this holiday season. Merry Christmas!

1. BOARD GAMES CAN BE FUN (HONEST)

OK, no one wants a repeat of that incident when your youngest had to pay triple rent on Mayfair, but going back to basics with a card or board game can be a fantastic bonding experience. Choose a game that even the youngest members of your family can enjoy and have a fun tech-free time.

2. MAKE YOUR OWN DECORATIONS

Spending time on arts and crafts is a brilliant way to relax and spend some productive time offline. Making your own Christmas decorations as a family can become a wholesome tradition and leave you with some treasured mementos, too.

3. GO FOR A WINTER WALK

Not much beats wrapping up warm on a crisp December day and taking a stroll. Whether alone or with the family, a walk is a fantastic way to clear your head and relish the break from hectic normal life. As an extra festive treat, why not make a flask of hot chocolate to take with you?

4. BAKE SOME FESTIVE TREATS

Not all Christmas cooking has to be a stressful chore that's timed with military precision. Baking some simple festive treats like cookies doesn't have to take hours – and will make sure you're stocked up on tasty things to offer any friends or family members who pop round.

5. READ A FAMILY STORY TOGETHER

Turn story time into an event. Make the living room or bedroom into a tech-free space, light some candles, make some hot drinks and reach for a classic Christmas tale. It's a fantastic way to relax before bed, and the right story will help to get the whole family into the festive spirit.

6. TURN OFF NOTIFICATIONS

It sounds obvious, but turning off email and app notifications can give you more control of your relationship with technology. Getting into the habit of checking your phone periodically – rather than reacting every time a notification arrives – helps you to stay present in the moment.

7. FEED THE BIRDS

Food's hard to come by for wildlife in winter, so helping our feathered friends is a very worthwhile reason to put down those devices and reconnect with nature. Fill a bird feeder in the garden or take a snack for the ducks in your local park (but ditch the bread in favour of oats, rice or birdseed).

8. SET DAILY LIMITS

Many apps and devices let you set reminders to let you know how long you've used them for that day. Setting daily limits puts you firmly in charge of your time and will help to ensure you don't miss out on any family Christmas memories because you're engrossed in your phone or laptop.

9. GET ON YOUR BIKE

Exercise, such as going for a run or a bike ride is an excellent way to burn off some of those Yuletide calories while giving your brain and eyes a break from screen-based activity. Physical exertion also helps reduce anxiety and releases endorphins which can improve your sense of wellbeing.

10. MAKE TIME FOR YOURSELF

There can be a lot of pressure to meet up with friends, make video calls and check in with people at Christmas – but remember that you need time to relax as well. Don't feel guilty about not replying to messages and emails immediately – the holiday is your chance to drop down a gear or two.

 National
Online
Safety®
#WakeUpWednesday



Out of School Achievements



We've had so many brilliant achievements to celebrate this half term!

We celebrate these achievements during our key stage assemblies every Wednesday. We are really impressed by the range of activities that everyone has been getting up to out of school. Here are some of their amazing achievements...



Evie, Year 5, received a trophy for her swimming!
Well done, Evie!!



Layla, Year 5, gained 2 certificates on a weekend away.
Congratulations, Layla!



Archie, Year 2, received a certificate while on a weekend away.
Great job, Archie!



Arlo, Year 2, gained his Orange stripe belt in Taekwondo!
Good job, Arlo!



Isabelle, Year 2, received a medal for swimming!
Fabulous, Isabelle!



Isabella, Year 2, has gained 2 medals in trampolining!
Well done, Isabella!



Teds, Year 3, received a Blue Peter Card!
Brilliant, Teds!



Tommy, Year 4, gained his learn to swim 3 certificate!
Brilliant, Tommy!



Kaelan, Year 4, gained his learn to swim 2 certificate!
Congratulations, Kaelan!

Layla, Year 5, has gained a variety of badges in Brownies!
Great work, Layla!

Layla and Isabelle, Year 5, received a badge in brownies!
Well Done, both!



Louie, Year 5, received a medal for golf!
Great job, Louie!



You Are Fabulous!!





Well done to Evie, Year 5, for receiving various medals for her swimming achievements!
Congratulations, Evie!



Theo Year 5, has received a medal for football
Well done, Theo!



Isabella, Year 2, has received her level 3 swimming certificate!
Well done, Isabella!



Elis, Year 4, gained his green belt in Martial Arts!
Well done, Elis!



Ben, Year 2, has gained his level 1 swimming certificate!
Well done, Ben!



Ada, Year 4, received an award for her swimming level 1!
Super job, Ada!



Hattie, Year 6, received a certificate for running 400mtrs!
Congratulations, Hattie!



Lexi, Year 4, was awarded a trophy for girl of the match and medal for football!
Fabulous, Lexi!



Well done to Skye, she received a bronze level certificate in Gymnastics!!



Layla, Year 5, who has been awarded 2 badges in brownies!
Congratulations Layla!



Isabelle, Year 5, gained another badge in brownies
Well done, Isabelle!

Well done to Evie, Year 5, she gained a certificate in trampolining!
Good work, Evie!



Arlo, Year 1, was awarded certificate for his football skills!
Fabulous, Arlo!



Thomas, Year 3, received a medal and trophy for his football!
Brilliant, Thomas!



Teddy, Year 4, received a certificate for swimming!
Well done, Teddy!



Star Writers!

I absolutely love our Writers' Tea Parties, and this half term's has been no exception! All the children took the time to really appreciate the work of others, and it was such a pleasure to see the brilliant attitudes of all the party members. It is wonderful to see brilliant quality writing, alongside exceptional values.

Well done, Hallie-Rae, Arlo, Arthur, Lilly, Stanley, Isabelle and Logan! Thank you for all your hard work, and the support you showed to the other members of the Tea Party—I'm really proud of you.

I know there are so many wonderful writers at our school, and I can't wait to celebrate the achievements of you all at the next Writers' Tea Party.

Mrs Vigus



Congratulations to these Star Writers!

R: Hallie-Rae for making so much progress with her writing! She can now remember the letters in her name, and is sounding out the words she wants to write beautifully.

Y1: Arlo for writing a fantastic letter to Santa, using all the features of a letter independently, and coming up with wonderful ideas!

Y2: Arthur for a superb fact file about lions. Arthur knew so many fabulous facts and we were very impressed!

Y3: Lilly for a fabulous persuasive letter! Lilly developed fantastic arguments, worked hard on her presentation and included several complex sentences.

Y4: Stanley for a brilliant mythical story about a journey. Stanley wrote so much, and used amazing vocabulary!

Y5: Isabelle - For writing a brilliant balanced argument including parenthesis and modal verbs. We were so proud of her!



Y6: Logan for a varied, interesting and beautifully presented narrative poem about the evolution of a moth.

Book Recommendations

Welcome back to the phenomenal book recommendations page. This time we're going Christmas style!

SPROUTZILLA —Tom Jameson

Do you like sprouts? I didn't think so—but I think you will like this story about an evil sprout that wants to ruin Christmas. It is about a boy who despises sprouts but has to eat the whole giant sprout to save Christmas. To find out whether he can do it or not, you will have to go and buy the fantastic book SPROUTZILLA .




Christmasaurus—Tom Fletcher

This is for the anyone who loves dinosaurs or adventure! If that's you, you can stomp yourself into this excitingly written comedy book. It is a story about a sad boy called William that LOVES dinosaurs, but little does he know, his worries are about to disappear when he meets a live Christmas dinosaur! His life is about to change—go and see how!

A Boy called Christmas—Matt Haig

Surely you have heard about the one and only FATHER CHRISTMAS but have you ever wondered where it all began? If you were wondering, you should read this book and your questions will be answered. It is a fun filled adventure book with magical elves and mysterious villages.



By Max

Arts & Crafts!

How to make an Origami Santa Hat!

Step 1) Fold and unfold the paper in half both ways.

Step 2) Fold the bottom of the paper up to the centre.

Step 3) Fold the bottom up along the dotted line.

Step 4) Fold the paper up again along the dotted line.

Step 5) Fold the paper up along the crease across the middle of the paper.

Step 6) Fold the top of the paper down

Step 7) Turn the paper over.

Step 8) Fold the left side of the paper down along the dotted line. Use the other dotted line as a guide.

Step 9) Fold the paper up along the dotted line.

Step 10) Fold the other side of the paper over like in step 8.

Step 11) Fold the paper up along the dotted line.

Step 12) Fold the bottom of the paper underneath.

Step 13) Turn the paper over.

Step 14) Fold the paper down and behind along the dotted line.

You're done!

By Katherine!



Christmas Cookies

Ingredients:

- 140g icing sugar (sieved)
- 1tsp vanilla extract
- 1 egg yolk
- 250g butter (cut into small cubes)
- 275g plain flour (sieved)



METHOD

1. Tip the icing sugar, vanilla extract, egg yolk and butter into a mixing bowl.
2. Then, stir together with a wooden spoon (or pulse in a food processor until well combined).
3. Add the flour and mix to a firm dough. Shape the dough into two flat discs and wrap them.
4. Chill for 20-30 minutes.
5. Heat oven to 190C/fan 170C/gas 5 and line two baking sheets with none stick backing paper.
6. Roll out the dough on a lightly floured surface to about the thickness of two £1 coins.
7. Cut out Christmassy shapes (use a cutter if you like) and place on the baking sheets.
8. Using the tip of a skewer, cut a small howl in the top of each cookie.
9. Bake for 10-12 minutes until lightly golden.
10. Lift the biscuits onto a wire rack to cool.
11. Meanwhile, mix the icing sugar with a few drops of cold water to make a thick, but still runny icing.
12. Colour with edible food colouring, if you like.
13. Spread it over the cooled biscuits, decorate with edible balls and thread with ribbon and dry.

By Evie



CHRISTMAS JUMPER

SCHOOL COMPETITION




Welcome! To the Christmas Jumper Competition! We are still looking for people who want to enter the competition, you can ask your parents to send a picture of your Christmas jumper, the winner gets a SURPRISE! Good luck, and Merry Christmas!

Email: cdonald@kingstoneacademy.co.uk



By Freya



What does tolerance mean?

Tolerance is when you accept others who are different in their race, culture, habits, and even beliefs. You can accept your friends no matter how diverse, or different they are from you.





Christmas Jokes



1

Why did the
snowman get
a visit from
Santa?

2

How do
spies end a
phone call at
Christmas?

3

What's Santa's
favourite
drink?

4

Why did the
candy canes
fall in love?

Christmas Word Search

R	T	T	S	I	T	I	N	S	E	L	I	A	A
O	S	N	P	E	S	A	N	T	A	V	R	R	N
O	J	S	S	S	E	S	S	V	R	E	S	E	A
E	S	E	L	B	U	A	B	E	E	S	L	P	T
S	H	R	N	S	T	R	E	D	I	E	E	S	I
C	S	N	U	B	R	R	N	E	R	A	I	P	V
H	E	B	A	S	E	I	T	E	E	R	G	R	I
R	A	T	G	I	E	W	E	E	A	L	H	E	T
I	T	E	Y	R	T	S	Y	T	O	H	V	S	Y
S	T	E	E	R	E	O	S	E	S	A	E	E	P
T	L	S	Y	O	T	E	A	T	A	U	T	N	S
M	L	B	T	W	O	R	K	S	H	O	P	T	C
A	R	B	I	N	L	S	J	N	S	R	Y	S	R
S	J	E	S	U	S	S	R	U	D	O	L	P	H

JESUS

BAUBLES

TOYS

ELVES

PRESENTS

TREE

CHRISTMAS

REINDEER

NATIVITY

SLEIGH

TINSEL

STAR




RUDOLPH


WORKSHOP


SANTA

By Xavier









By Isabelle, Halle-Rae,
Baylee and Morgan in Reception