




Kingstone Chronicle

February 2022



新年快乐 Sin Nin Fai Lok
Happy Chinese New Year

Front cover: Year of the Tiger by Mistie, Y6

Chronicle Team Welcome



Welcome to the first Chronicle of 2022! Lots has been going on so far in the Spring Term. We have included as much as we could to share what we have all been doing in our classes since the start of this half-term. We are sure that the children's fabulous work will make everyone smile, as well as impressing you all with their amazingness! As ever, there are also fabulous features, including articles about: Opening Minds Week (Thank You for the Music); our extensive selection of After School Clubs; School Values (Love); a special visitor from Hereford F.C.; lots of Valentine's-themed fun pages and much, much more...

Please read and enjoy!

By Florence, on behalf of the Chronicle Team.



Headteacher's Welcome

Well what a wonderful start to 2022 we have had! As you will see over the pages that follow, it has been a busy start to the year. I'm so proud of the wonderful experiences that the children at Kingstone have access to, and the variety of opportunities on offer.

Amongst many other activities, a particular highlight of mine has been our amazing Opening Minds Week, with a Thank You for the Music theme—it's been an absolute delight. Each class took to the stage to showcase their fabulous dances—it is so amazing that we are able to reintroduce our whole-school events again—I know the children loved it too!

I've also been really impressed with the work carried out to support Children's Mental Health Week, in which the children were able to identify lots of ways of encouraging a healthy mind, and ways that they can support their own, and others', mental well-being, when looking in depth at this important topic.

It has been such a pleasure to see such a brilliant array of learning taking place across the school, and how engaged all our children have been with their new topics. Our wonderful school continues to provide our children with the skills, knowledge, experiences and values to set them up with a fantastic start to their educational journeys, and I couldn't be more proud or grateful to all involved.

A huge 'well done' to Amy, Mistie, Magnus, Chloe, Joshua, Florence, Gethin and Faith for compiling another jam-packed edition of The Chronicle—I hope you enjoy it.

With best wishes for a fabulous half term break,

Elissa Vigus

Visiting Reception to find out about their wonderful musical instrument-making!



RECEPTION NEWSLETTER
BENEATH MY FEET

We launched our 'Beneath My Feet' topic with a barefoot sensory obstacle course, where we were able to quite literally feel what was beneath our feet. We walked over a variety of different textures including grass, rice, sand, straw, porridge, mud and bubble wrap, and described what they felt like. Some of the words we came up with were: smooth, soft, cold and silky.



Each week, we have had a different story focus relating to our topic. Some of the stories we have looked at are:

The Street Beneath My Feet

We found out that if we started digging underground, we might find lots beneath our feet. We were very interested to find out that pipes and wires for houses are underground, and that some historical artefacts can be dug up by archaeologists, such as coins, warrior helmets and dinosaur bones!



The Great Race

We looked at maps and discussed how big the world is. We compared the United Kingdom with China as we took part in celebrating Chinese New Year, where we found out that it was the Year of the Tiger! We discovered that we were either born in the Year of the Rooster or the Dragon, and Miss Nicholas was born in the Year of the Pig!



The Skies Above Our Eyes

After looking at the World, we took our search further and looked at the different planets in our Solar System. We looked into how you become an astronaut and some of us even decided that we might want to be an astronaut when we grow up!



Next half-term, our topic will be **Ready, Steady, Grow** and we can't wait to find out about Spring, Easter and new life!

Winter in Year 1

We have had a fun-filled and exciting half-term in Year 1. Our topic has been 'Beneath My Feet' and we have loved thinking about the world around us. We have particularly enjoyed creating our own maps, thinking about journeys and learning how transport has changed over the years!

We have done lots of fantastic writing about our topic and stories this half-term. We have been working really hard on our handwriting and letter formation. We particularly enjoyed reading 'Where the Wild Things Are' and writing about the kind of things we do when we feel wild!

In our maths sessions we have been working so hard on our number bonds to 10! We have loved exploring numbers using lots of different resources to help us.



In our topic sessions we have done lots of thinking about transport and maps. We looked closely at how transport has changed over the years and were able to compare vehicles then and now.

We became Scientists for the afternoon and conducted our own investigation. We wanted to know which material would keep our snowman from melting for the longest. After lots of careful observations, we found that foil was the most effective material!



We loved ice painting!



We made bird feeders to look after our animal friends in the cold!



We were excellent at finding North using our compasses!




Year 2 Class Page

What a wonderful half-term Year 2 have had as they studied the topic:

Beneath My Feet

The following pages give a flavour of what they have been up to.

In Science, as well as going out and about looking for signs that the seasons are changing, the children were challenged to make a ball of plasticine float. The task seemed straightforward but it posed a tricky challenge for many of the children.



The children were so attentive and interested when they had a visit from the Road Safety Officer.



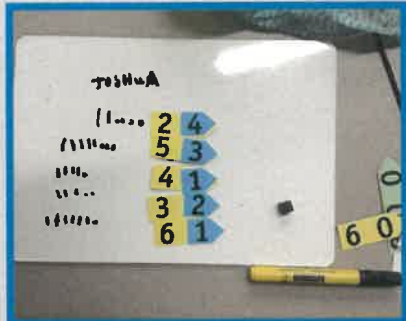


In Computing and Music, Y2 used chrome music lab to create musical pieces as well as working as part of a group to make music with instruments.



In PE, Y2 enjoyed football training with coaches from Hereford FC and in gymnastics they have been developing balance skills, whilst using the equipment safely and sensibly.





In maths we have continued to use concrete resources such as dienes, number lines and bead strings to help make sense of new learning before we record it in our books.

Learning to tell the time.



A walk around the village was a lovely way for Year 2 to identifying human and physical features in the village.

Orienteering in the school grounds was a great way to learn map reading skills.



The children in Year 2 have produced some amazing pieces of writing this half-term.




We went to Queenswood as part of our topic work. We identified lots of different trees, followed maps, made dens and played trust games.



Year 3






It has been a brilliant half-term in Year 3. We have learnt so much about the world around us and have really enjoyed getting stuck into our learning about rocks, fossils and natural disasters.




Our writing this half-term has been focused on the exciting book, *The Secret of Black Rock*. This story allowed us to display our fantastic vocabulary and learn a lot about our oceans and the sea-life that inhabit them. We really enjoyed our experience days that got us out and about and moving around like the sea and the sea creatures we were writing about. The writing was fantastic and the children really showed that they are all brilliant authors in the making!



Our science this half-term has been looking at rocks and how they are formed. This led us on an interesting journey of scientific enquiry, with lots of excellent questions being posed by the class. This meant that alongside looking at the different types of rock that we can find on our planet, we also looked at the different layers and types of soil, as well as the layers of the Earth.



We have worked really hard this half-term to develop our sketching skills. We have looked at the Scottish artist, Paul Cadden. The children were amazed that he was able to create such realistic pictures using just a pencil and took to the challenge really well. They have used their new sketching skills to create tone and texture on various pictures, including fossils and landscape pieces.



Our performance skills have really improved this half-term. We have been practising these skills in our music and dance lessons. In addition, we have had the chance to dramatise stories in RE and weather reports in geography. It's been lovely to see the children express themselves so brilliantly.



Thanks for all your support this half-term.
We can't wait for the next one!

YEAR 4 – THE SOUND OF SUSPENSION!

Computing- Photo Editing.

The children have been developing their understanding of how digital images can be changed and edited, and how they can then be resaved and reused. They have also considered the impact that editing images can have, and have evaluated the effectiveness of their choices.



English- An advertisement brochure about Bristol

The children went on a virtual tour of Bristol. They had lunch at the Ivy and went sightseeing afterwards. They saw many tourist attractions such as Bristol harbour, Banksy's art trail, The Bristol Suspension Bridge and the Hippodrome!



The children used this experience to write their own advertisements about the tourist attractions of Bristol.

Please visit the Year 4 class blog to find out more about what we have been up to!

<https://www.kingstone-thruxton.hereford.sch.uk/classes/year-4>

Art - Banksy

The Year 4 children took part in a fascinating discussion about the hidden meanings behind this half-term's focus artist, Banksy. They took a closer look at the pieces, 'Utilizing Kindness', 'There is Always Hope', 'Don't Let Other's Deter You' and 'Live in the Moment'.



The children have also been practising their new skills of contour-hatching, ready to apply it to their final product: a graffiti-themed piece of art that has a hidden meaning/, based upon a well-known catchphrase.

The children used each other's feedback to redraft their final pieces!



Science - Sound



Finding patterns between the pitch of a sound and the object making it was great fun! The children explored how they could make low and high pitch noises, using a range of different instruments.



Year 5

It's been another busy half term in Year 5. We have been doing lots of exciting things and can't wait to share with you what we have been getting up to.

Writing:

This half-term, Year 5 have become journalists and have been reporting on extreme weather events. We've written about everything, cyclones to sink holes! Check out some of our articles...



Music:

This half-term we have enjoyed a wide range of music. Our class song has been 'Make You Feel my Love' by Adele. We've also been learning ABBA's 'Thank You for the Music' ready for Opening Minds. We were lucky enough to do workshops during Opening Minds Week and really enjoyed the junk percussion session.

PE:

This half-term we have been lucky enough to have John Nash from Hereford FC for football training; the children have really loved having John and learning from all his expertise. We have also been doing dance this half term and can't wait to perform 'Walking on Sunshine' at the gala.



Art:

This half-term we have been researching famous artists Andy Warhol and Jackson Pollock. The children have really enjoyed recreating artwork based on these two American artists. We created our own Pop Art self-portraits



Computing:

Computing this half term has been all about videos. The children have used story boards to plan videos, done their own filming and then used a video editor to put all the pieces together!



RSE:



This half-term we have introduced two new friends to our classroom: Jez and Jerrie. They have become very popular members of our class and are part of our new scheme, Jigsaw, in which, this half term we have been focusing on the future and the jobs we would like to do.



It has also been Children's Mental Health Week this half-term and we've been thinking about people who support us creating our own 'mental health hot air balloon'.

Topic:

This half-term we have been learning all about the USA. The USA has been the underlying topic in most of our learning this term; we have found out about famous places, people and activities. During topic we've studied a lot of the geography of the different states, looking at their flags, what they are famous for and their locations. We looked in detail at earthquakes that effect the San Andres fault:



We have also done some history, looking at Christopher Columbus and his discovery of America.

Year 6 News

The effort and care taken by the children over the presentation of their work never ceases to impress! Below you can see examples of high-quality work across the curriculum subjects of English, science and art.

The image shows four pages of student work. The first two pages contain handwritten English recounts from the class book 'Letters from the Lighthouse'. The third page features a science diagram titled 'How light travels to the eye', showing light rays from the sun entering the eye and hitting the retina. The fourth page shows another diagram of the eye with labels for various parts.

English: The children wrote recounts from the class book: *Letters from the Lighthouse*. The focus was on character and setting descriptions.

Science: these diagrams explain how light travels to the eye.



Art: repeated pattern designs in the style of William Morris. Prints from carvings made on polystyrene tiles.

A collage of six photographs showing children performing gymnastics activities in a gymnasium. The activities include vaulting over a table, climbing a rope, and performing other gymnastic moves.

In P.E. we have been doing gymnastics: our focus has been on vaulting, climbing and rope work. Here are just a few action shots...




Our topic on Light (how light travels) inspired us to make some very interesting shadows. By using 'opaque' objects, including our bodies, to block the light from the sun, we were able to create some imaginative shapes!



In science, we have been studying rivers. We created our own river from its source to the mouth, incorporating features we had learned about such as: streams, meanders, silt, waterfalls, tributaries and flood plains. You can see a video of our amazing engineering project on the class webpage. By building our own river we were better able to understand how they are formed and change over time. We know how devastating flooding can be in our county and have been learning about the environmental issues affecting rivers, too, including the River Wye in Herefordshire. The topic further linked to our learning about the water cycle: you can see how our learning is displayed and shared on the Working Wall display (below).

Working Walls: an interactive resource.



We added to the Science Wall at each stage of the topic: photos of the river-making project remind us of watercourse features and the water cycle diagram is a useful visual aid to learning.



Working Walls are a great learning resource used in every class: as the topic develops, new work is added, giving the children a focal reminder of what they have learned, and they can refer to the examples displayed. In addition, the resource is inter-active: inset in the Maths Wall you can see notes children leave to ask for extra help so we know how best to support them.

AFTER SCHOOL CLUBS By Mistie

We have a wide range of amazing after school clubs: there really is something for everyone! Which one will you try next?



WALKING CLUB

Every Wednesday, whatever the weather, the club members explore the local area with Mrs Vigus and Mrs Preece.

The amazing photo of the sunset was taken by Mrs Preece. *"Going to Seven Site was my favourite walk!"*: Magnus.

MONKEY CLUB & GYMNASTICS

Miss Brain, Miss Exley and Miss Evans run the indoor gymnastics clubs. Monkey Club, on Wednesdays, is designed especially for the younger children (KS1), whilst KS2 enjoy gymnastics on a Tuesday after school. Both clubs foster a love of movement through exercise.

"Every week we are set a different challenge to complete. It is fun, but can also develop your skills" - Faith, Y6.



Above: the gardeners get to work on the Year 6 balcony.



GARDENING CLUB

Mrs Drinkwater and the gardening team meet every Wednesday. They have been clearing out the raised beds on the playground and planting new bulbs for the spring.

They have tidied up the area by the Y1 and Y2 veranda and repaired the bug hotel.

GAMES CLUB (Monday)

Mr Eckley who organises the club, says: "We give all of the children a chance to explore with the toys; we have table top games, colouring and more..."

'I think this club is cool because we play loads of games. We love playing Harry Potter, the board game.'
- Kyron.



CRAFT CLUB (Tuesday)

Miss Anthony runs the Craft Club in the Y5 classroom. So far this half-term the children have made stained glass effect ornaments and are now working on still life drawings.



STAY AND PLAY CLUB (Monday)

Miss Nicholas runs this fun club for KS1 children, who can use Reception's equipment and toys for imaginative play, both indoors and outside.



PLAYGROUND GAMES (Tuesday)

Mrs Gemmell organises fun, playground games, both traditional and contemporary, for this KS1 club.



KS1 ART CLUB (Wednesday)

The children have been very busy pebble painting with Mrs Thomson.



YOUNG HOPEFULS (Monday)

Miss Smith and the YH team meet to plan how they can help with school initiatives. Here, two of them run the Lunchtime Challenge and record the results.



In the next Chronicle we will feature the off-site Longtown Outdoor Adventure Club.

Thank you for the Music!



We have had such a fabulous week of activities celebrating our Opening Minds Week. Thank you for the Music. The children have loved exploring percussion, African drumming and seeing our Swan Orchestra visitors. The school has been filled with music, singing and dancing and it has been wonderful to be part of.



We started the week off with a visit from junk percussion specialist Bym, who had us all beating a rhythm on old water butts, tin cans and anything else he could find. We learned that whatever the resources we have, we can always put it to good use and make brilliant music.





Our visitors from The Swan Orchestra who came to play for us in assembly wowed us with their amazing flute, cello and oboe playing. Year 3 and 4 were also lucky enough to have workshop sessions with the musicians and had a wonderful time finding out about the bassoon, clarinet and flute. They also explored percussion and sound in their classrooms.



Our Djembe African drumming day was a great success. The children found out how Djembe drums are made and the different ways they can be played. They had lots of opportunity to play games, join in songs and make great rhythms in groups and as a whole class.



The other main event this week has been our Musical Gala. We had so much fun creating and learning our dances. The children have been fantastic and have loved watching the other classes perform theirs. As a school we look forward to the days when we can invite our families in to watch our future performances, but until such a time, we videoed our dances so that we can still share them with our families.



Out of School Achievements

This term, lots of our children have excelled in the sporting activities and hobbies they do out of school. Here are some of their many amazing achievements!



Louie, YR, has been doing ★ really well with his swimming he has recently passed Duckling Level 1.



Ellen, Y6, was awarded 2 medals in gymnastics at Hereford sparks.. ★



Gabriella, Y1 has done some super gymnastics and has passed level 1,2 and 3. ★



Joel, Y2, has been doing some amazing swimming and has passed Duckling Levels 2 and 3. ★



Tiffany, Y6, has been doing really well with her swimming and has passed level 3.



Amy, Y2, has done some super swimming and has passed Learn to Swim, Level 1. ★



Eden, Y4, enjoys training with the Luctonians Rugby Club. He plays in matches for them each week, too. ★

By Chloe

Interview With Josh Gowling

by Chloe

Hereford FC manager, Josh Gowling, came to school to attend a special assembly and present some tablets to us as part of the Stephen Brown project. He talked about his career and answered lots of questions. After the assembly, he kindly agreed to an interview with me about his remarkable career for this Chronicle article.

I hope you find his words as inspiring as we did.



What first got you into football? I played lots of football with my brother and had some success with the school team.

How many teams have you played for? I started aged 13 with West Bromwich Albion and have played for 10 teams, including Carlisle, Kidderminster, Bournemouth and, of course, Hereford.

How long have you been the manager at Hereford FC? I've been the manager for 4 seasons now.

Why did you decide to be a manager? I decided to step away from the game and give something back to other young players, to encourage new talent and support the community.

What other interests do you have besides football? I am passionate about studying: I have a degree in psychology and I am just completing a course to become a qualified counsellor.

What is the Stephen Brown project and why is it important to you? During the lockdown, Stephen started to raise funds through his Stephen Brown Consultancy business, with the intention of providing children with laptops and tablets to help support their learning at school and at home.

What advice would you give to young people, particularly those who would like to get into football? Have a goal and stick to it: don't get side-tracked. The environment you grow up in doesn't have to define you: with dedication and drive you can achieve your ambitions.



Above left: Josh Gowling and John Nash, Hereford FC's Community Engagement Officer, are pictured with the KTPS Girls' Football Team. Right: An interesting and inspiring talk in the KS2 assembly.

Star Writers!

Our first Tea Party of 2022 was absolutely fantastic! It was wonderful to celebrate a really high standard of work, and see such a range of different text types. All our Star Writers demonstrated beautiful presentation, and we were really proud of them all. As we enjoyed some snacks, we went through each class, and discussed the parts that we really loved; there were so many things to celebrate, particularly the progress that has been made since September. I know this is reflected across the school, and it is such a pleasure to visit classrooms and see such wonderful writing in action. Well done, everyone!

Mrs Vigus

Congratulations to these Star Writers!

R: Jesse - for his independent writing about 'The Great Race'. I was so impressed with Jesse's beautiful handwriting, use of phonics and super vocabulary!

Y1: Theo—for his fantastic 'When I feel wild...' writing. Using the focus story, 'Where the Wild Things Are', Theo came up with some super ideas about what he does when he feels wild and used some brilliant words!

Y2: Elis—for writing a fantastic description of his feelings; he used similes and adjectives effectively to produce an outstanding piece of work—we really loved reading it at the Tea Party!

Y3: Paige—for a brilliant adventure story, which was the sequel to 'The Secret of Black Rock'. Paige has worked really hard to present her writing well this half-term, and we were really impressed. I particularly liked the twist at the end of the story!

Y4: Hattie - for her superb non-fiction informal tour of the water cycle, focusing not only on her presentation, but making sure that her version was filled with the precise technical language throughout. It was absolutely fantastic!


Y5: Alfie—for such a fantastic job writing his newspaper article this half term. Alfie showed great determination to use lots of detailed and descriptive language, which certainly made his article really exciting—I felt like we'd been transported to America!

Y6: Islay—for a fabulous Short Burst write, based on the beautiful short film, *The Piano*. Islay thought so carefully about her language choices, and produced an exquisite piece of writing to be proud of!






Chinese New Year

By Mistie



In 2022, Chinese New Year will begin on **Tuesday, February 1**. This time it is the Year of the Tiger. Chinese New Year is also known as Spring Festival and is a time of celebrating special traditions, eating delicious food, and spending time with family and friends. The Chinese celebrate with colourful parades of dragon dancers and the New Year celebrations end after 15 days with a Lantern Festival: paper lanterns, which have candles in, are released into the sky to let go of the old year and welcome in the new one with good fortune.



Here are some Chinese New Year pictures to colour in.



By Faith

The Value of this half-term is: Love. It is precious to everyone as everyone cares about and loves someone in their life.

To demonstrate how important this value is, each child was given a picture of a bag, into which they put examples of the things they love.

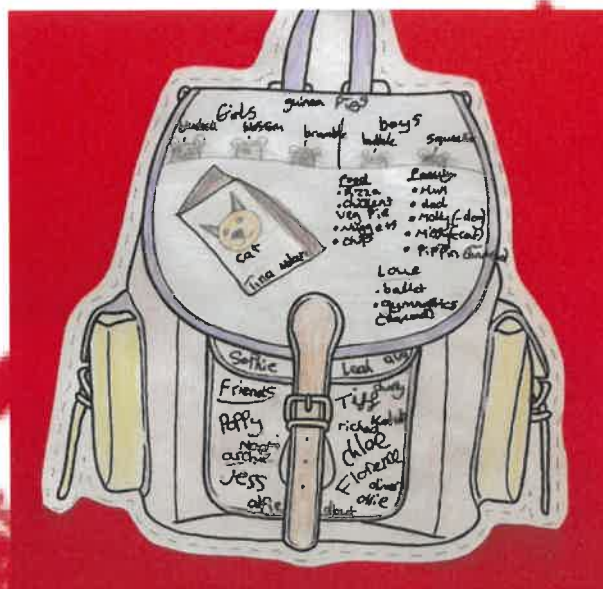

The objective was to think about what they loved most and these were mainly people, pets and experiences rather than possessions.



L O V E



Here are pictures of some of the final bags that were designed.



Special Chocolate Cake

CAKE

175g plain chocolate
175g butter
175g caster sugar
4 beaten egg yolks
4 egg whites
90g ground almonds
90g plain flour (sifted)



This recipe has come from my mum's recipe book from when she was little.

By Chloe

CHOCOLATE FUDGE ICING

90g sugar
45g butter
125g plain chocolate
75ml evaporated milk

Break the chocolate into a bowl. Stand it over a pan of simmering water until the chocolate melts. Stir well.

Cream the butter and sugar until fluffy. Beat in the egg **yolks**, bit by bit. Stir in the chocolate and almonds.

Whisk the egg **whites** in a big bowl until they form white peaks. **Do not** go on beating them or they will collapse.

Gently fold in some egg white then some flour into the cake mixture. Carry on until you have used them both up.

Spread the mixture into two greased baking tins. Bake for 20 minutes, until the centres of the cakes feel springy.

Leave the cakes in the tins for a few minutes, slip a knife around the sides and turn them onto a wire rack.

TIP: while the cake bakes, make the icing:


Heat the evaporated milk and sugar in a pan. Stir and bring to the boil, then let the sauce simmer for 5 minutes.

Take the pan off the heat. Add the broken up chocolate and stir until melted. Do the same with the butter.

Pour the icing in a bowl and once cool put it in the fridge. It thickens as it cools and becomes easier to spread.

When the cake and icing are cool, spread half the icing over the top of one cake. Put the other cake on top and spread the rest of the icing over it.

Chronicle Cartoons



New School by Josh



Generation Gap by Amy



Be Careful What You Wish For by Josh



Adventures of Tortilla Man by Gethin





Then and Now by Amy



Staring Contest by Amy

We really like the Dogman series of books by Dave Pilkey and would recommend them as fun reads. We particularly like the cartoon illustrations in the books and here we have shown you how to draw, step-by-step, some of our favourite characters.

By Maisy and Amy.




By Amy

Petey the cat has 3 whiskers on one side of his face but only 2 on the other!



By Maisy



By Amy


This is Flippy: Dogman's main adversary!

This is Zuzu, Sara Hatoff's pet poodle!



Have a *hearty* laugh with our Valentine's jokes...


by Magnus and Florence



What do owls
say to declare
their love?
Owl be yours!



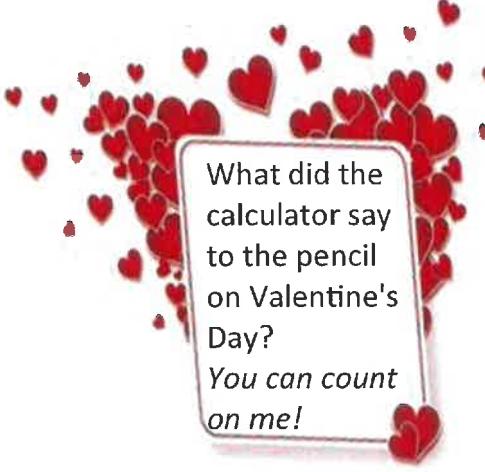
What do you
call two birds
in love?
Tweethearts!




What do you
call a ghost's
true love?
His
ghoulfriend!



What kind of
flowers should
you never give
your Valentine?
Cauliflowers!



What did the
calculator say
to the pencil
on Valentine's
Day?
*You can count
on me!*



What did the
painter say
to her
sweetheart?
I love you with
all my art.

Valentine's Day Word Search

C U U U V A L E N T I N E S J
F U A H U E Q J J X N Q R K P
U T P H R Q Z P S W E E T C Q
X J W I J A U H A A W M A R V
Q I F R D R C D E O C X J B L
Z M D O Z R C X L A C T G Z L
S H P Y U O H F L M R K A S C
S K E C N W O V F O W T X D H
Y I P H R G C P E H V V F Y U
G S U L D Q O M U N O E E N G
I S Q W U U L D L V M O Q J S
F E A L Q C A N D Y W J Z E J
T S X R F Y T V K N S J Z G B
A O W X G N E F C Z A Y O C H
A O J Z K Q H P D T C O R D F



- Gift
- Hugs
- Love
- Arrow
- Candy
- Cupid
- Heart
- Sweet
- Kisses
- Flowers
- Chocolate
- Valentine



By Maisy

Half-term House Points

At the end of each full term, the scores are set back to zero, meaning each House has a fresh chance to collect the most points from scratch again.

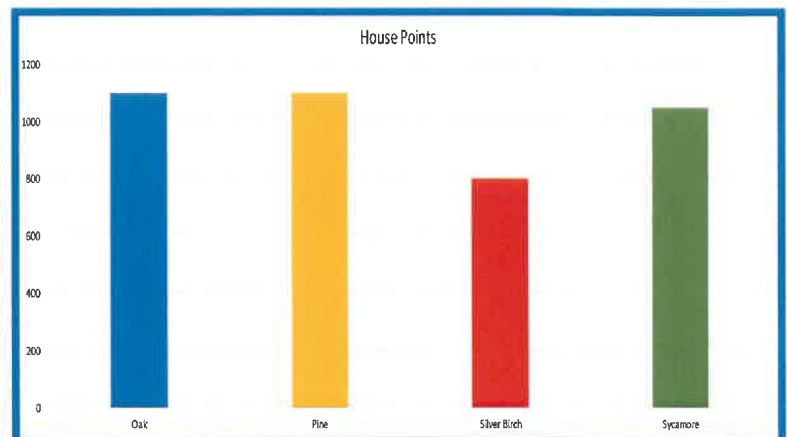
We keep track of and update the points every week.

Here are the totals as we reach the halfway point in the Spring term:

Oak and Pine are level with 1,100 points each; Sycamore is next with a score of 1,050; Silver Birch are close behind with 800 points.

Congratulations to everyone who has achieved House Point Certificate awards and have had their picture moved up on the Rainbow Chart. Also, well done to all those who have earned points for their houses through Good Choice awards and modelling our whole-school Values and behaviour targets.

By Faith



Coming up in the next issue...

- ◆ Longtown Outdoor Adventure: focus feature on this exciting after school club.
- ◆ Easter *egg*stravaganza!
- ◆ Gardening Club: Springtime Special!
- ◆ Preparations for Young Voices.



Back cover: Y6 Printing Designs
in the style of William Morris