






Kingstone Chronicle



May 2024



Anglo Saxon Illustrations by Kateryna, Sonny,
Aimee and Skye in Year 4



Chronicle Team Welcome

Welcome to the Summer 1 edition of the Kingstone Chronicle! I hope you had a wonderful half-term. We have had lots of fun this term, including an Anglo Saxon Wow Day for Years 4 and 5 and a Space Day for Reception. I hope you have a great break and we can't wait to see you for the very last term of the academic year!

From Evie and the Chronicle Team.

Headteacher's Welcome

It has been another fabulous half term, and we have been making the most of the appearance of the sunshine by getting out and about!

The past few weeks have seen some exciting 'WOW Day' events take place across the school, sporting success, work to support the local community and a residential trip to Oakerwood. We certainly have managed to fit a lot in, as you will see over the coming pages.



In addition, our wonderful Year 6 children took their Key Stage 2 tests (SATS). We work really hard to ensure that this week is as stress free as possible, but there are some inevitable nerves during this period! All the children absolutely rose to the occasion, and worked incredibly hard with amazing attitudes — I'm so proud of them!



We have been working really hard behind the scenes to redevelop some areas of the school. Our Forest School area goes from strength to strength, and is looking fantastic! A huge thank you to Mrs Morgan for the enormous efforts she has put into making this so exciting for our children. There are several projects all coming together for the next few months, so keep your eyes peeled!

And finally, we are delighted that Summer 1 has brought two new additions to our Kingstone family! Miss Chamberlain welcomed Koura into the world on Friday 5th April, closely followed by Miss Smith's new arrival, Baby Freddie, on Sunday 28th April. All are doing really well!

With best wishes,

Elissa Vigus



Baby Koura



Miss Smith and Baby Freddie

RECEPTION NEWSLETTER

Summer 1

Our topic this half term has been:

Outer Space

The Moon

We carried out an experiment to find out why there are craters on the moon. We dropped rocks onto a cornflour mixture to represent the meteors hitting the moon and saw craters being created before our eyes!



Earth

We have found out all about planet Earth, the planet we live on, and the importance of keeping it safe. We know that Earth is made up of land and sea, and that there are lots of different environments for the different animals and plants to live in. We have seen how litter can affect different creatures, and how dangerous it is for them when we leave rubbish lying about. We made our own informative posters and used litter pickers to collect any rubbish we found around school.



Our Solar System

We know that the planets in our solar system orbit around the sun. We have learnt that the planets are all different sizes and temperatures and that scientists send rockets into space to take photos and get information so we can learn more.

Dash the Astronaut

Throughout our space topic, we have been receiving letters from Dash the astronaut. He has sent us secret space tasks and even had his rocket stolen by aliens that crash landed in Forest School! We captured all of the space creatures and got Dash's rocket back to safety!



Following on from our previous PSHE topic 'Healthy Me,' we have been lucky enough to have Dentaids visit our school. They taught us all about the importance of brushing our teeth and we were all given our own toothbrushes and toothpaste to take home. We have also loved keeping fit and healthy in our PE sessions this half term. We have been focussing on sending and receiving and our ball control. We have had so much fun!



Summer in Year 1

We have had a very exciting half term in Year 1! Our topic has been 'Fairy tales' and we have been exploring a different text each week with fun activities to match. We particularly enjoyed having a porridge party as we tasted some delicious porridge from 'The Magic Porridge Pot'

We have been continuing with our incredible writing, getting better every week! We have been concentrating on making our sentences longer by using words like 'and' or 'because' to answer questions about the fairy tales.

We have also been focussing on multiplication in maths and have loved exploring the 2, 5 and 10 times tables through songs, games and making Lego number lines.



Taking inspiration from the fairy tale,

The Princess and the Pea



Our topic lessons have been focussed on fairy tales and discovering the wonders of another land. We have learnt songs, read many stories and loved trying out as many activities as possible!



We loved taste testing porridge to see if it's as good as the one from 'The Magic Porridge Pot'. Our favourite combination was strawberries and honey!



We loved building beanstalks and acting out Jack and the beanstalk in the sunshine!



We made lots of new sparkly snowflakes to fly through the sky and created some strong snow castles as we learnt about the 'Snow Queen'



Year 2 Round Up

The children in Year 2 have had a busy half term developing relationships, consolidating skills and taking on new challenges. The children have been smashing our class behaviour targets which have been linked to focus in class and positive relationships. Please read on to find out what the class have achieved in the past few weeks.

Design Technology

Year 2 have been experimenting with dying and patterning materials using a variety of techniques and materials. In forest school children learnt a technique called hapazome where flowers and leaves are sandwiched between material and then hammered with a mallet, resulting in the natural dye being left on the material. In class children experimented with wax resist paintings ready to produce batik bunting. As a final treat, each child has created a unique t-shirt using tie dye techniques and will be able to wear it for PE next half term.



Science

The children have been hands on in science sessions this half term finding the answers to lots of enquiry questions. As the trees were coming into leaf the children were shown how to identify trees by looking at the bark. They learnt that cherry trees have circular markings on their bark and beech trees have a smooth bark. On a trip to Queenswood the children were led, blindfolded to a giant Redwood Tree and then had to try and find it amongst all the others, once their blindfold was removed. The children took rubbings of logs and then counted the rings to find out how old the tree was. The children loved a tasting session where they sorted foodstuff according to whether they were eating leaves, roots, shoots or flowers.



English Biography Writing



The children loved this writing unit, really enjoying finding out about Grace Darling and her heroism. To help the children recall and understand the story of Grace's life they took part in a series of drama sessions. These sessions helped to develop a rich vocabulary bank. It was a delight hearing the children as they dramatized her early childhood and shared their thoughts as if they were Grace herself. Please read some extracts from children's sentence stacking lessons.

'Grace was so scared but she realised she must help the sailors.' - James

'Grace was astonished because the boat was more ripped, broken and horrible then when she saw it from her bedroom window. She was so, so, so sad she could cry her eyes out.' - Bella

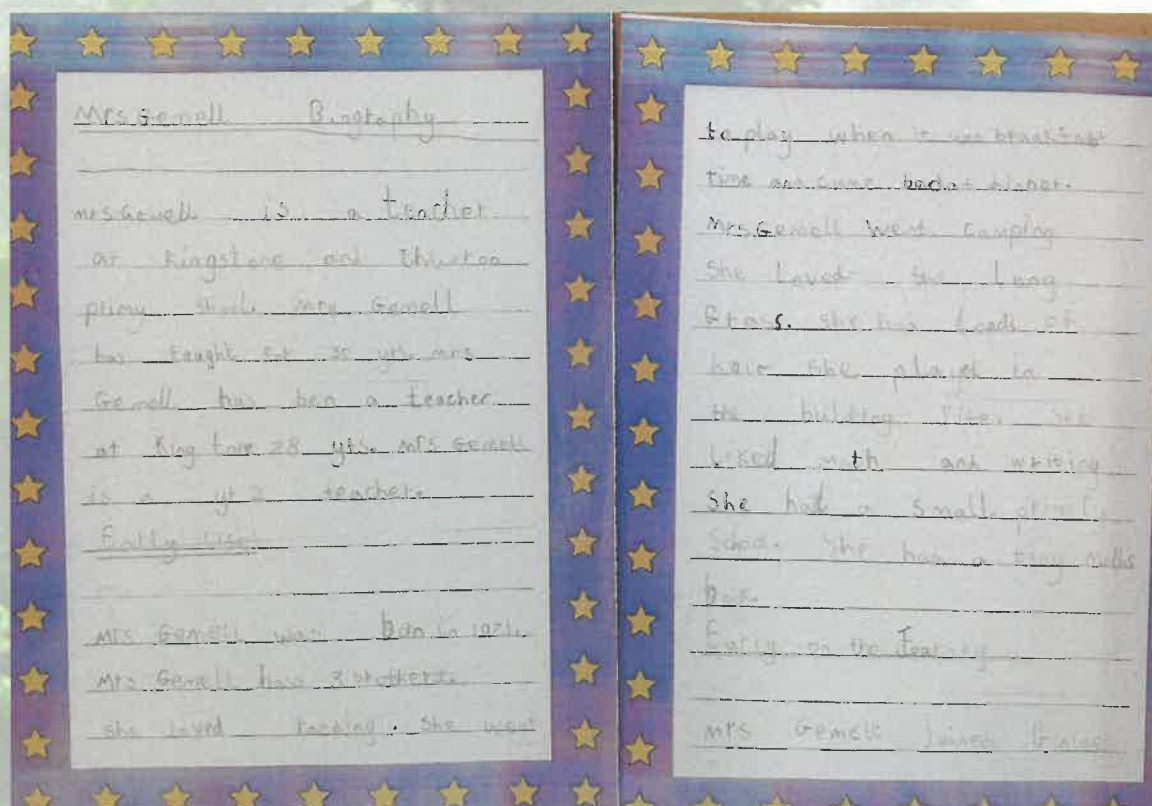
'The new lighthouse was even more remote but it was better for warning the ships from the treacherous rocks.' - Sam

'Grace dashed to find her father and was terrified. Her father was reluctant to go this time as it was too dark' - Alfie

'Grace sprinted to find her father and was frantic.' - Charlotte

'Imagine the waves crashing, smashing, thundering below the lighthouse.' - Archie

The children then wrote Mrs Gemmell's biography. Here is an example of just part of the biography written by one of the Year Two children. The standard of work was impressive and showcases the talent we have in our Year 2 class.

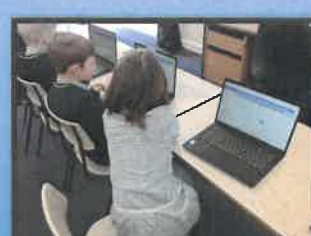


Year 3

Year 3 have been tackling a range of sports in their PE lessons this half-term. They have been working on developing their attacking tactics to improve their hockey skills. They have worked on passing, making space, drawing away defenders and close control. The teamwork and support on show between the children has been phenomenal!



We have also been working hard in our Computing lessons to develop and refine our programming skills. We have used Scratch to code movement, changes in appearance and sound. We have even managed to use these programming skills to code a piano that can be played from their laptop keyboards.





Year 3 have also been working hard to understand pollination and the different parts inside of a flower. We have identified each part, learnt what it does and have even carefully dissected some flowers before studying them very closely.



A real highlight of our half-term was when Dentaid visited and taught us lots about how to take care of our teeth. We got the chance to ask lots of questions and learn some really important lessons about oral hygiene.

Enjoy your half-term break. I can't wait for all the fun and sunshine that next half-term will bring.

Mr Bull




Year 4

This first summer half term has certainly flown by!

We have been doing lots of exciting things and can't wait to share with you what we have been getting up to.

Writing:

This half term our class text has been 'Aladdin' by Phillip Pullman. We have been writing our own versions of the story. The children have worked so hard on these pieces and have done a fantastic job. See some of our final pieces below!



Computing:

This half term we have been working on coding using FSM Logo, previously the children have only done block coding and Miss Anthony has been really impressed by how well the children have picked up the new skill of coding. They have managed to design their own wrapping paper on the program.

Topic:

This half term our topic has been the Anglo-Saxons. We have looked at where they migrated from and why they came to England. We have looked at a timeline of historical events during the era. We have also managed to fit in some map work locating local place names connected to the Anglo-Saxons. We have also had a fantastic WOW day joint with Year 5, where we enjoyed feast fit for the Anglo-Saxons and Vikings. You can see more of interact pattern work based on the topic on this chronicles cover!





Residential:

This half term Year 4 were lucky enough to attend their residential trip. They headed off to Oaker Wood for two jam packed days full of activities. The children experienced the Woodland Krypton, the high ropes, the low ropes, capture the flag on the paintball course and the zip wire!

Their evening was spent with chicken nuggets and chips, hot chocolate and roasting marshmallows on the open fire.

Before heading off for the evening in their glamping pods.

The children had a fantastic time and were brilliant ambassadors for the school.




Year 5

This half term, Year 5 have written a speech about plastic in the ocean. We shared lots of thoughtful ideas about the harmful effects of plastic pollution in our sentence stacking lessons and wrote persuasively about why we believe our school should be single-use plastic free. After that, we moved on to recount writing. Linking to our History topic, we imagined we were Anglo-Saxons living in Britain during the Battle of Hastings. We retold the events of the battle including features of a recount like parenthesis, fronted adverbials and personal pronouns. Year 5 wrote some gory and emotive retellings of the battle!



In Maths, we've been learning about shape. We've enjoyed the practical aspects of this topic. We've learnt how to classify, measure and draw angles using a protractor. We had lots of fun covering the tables in tape, measuring the angles created and investigating the patterns! We've also learnt how to describe the properties of 3D shapes, focussing on our key vocabulary - vertices, edges and faces. We've used actual 3D shapes to help us count how many of each feature the shapes have. Recently, we've also been learning about co-ordinates and translations.





Our History topic this half term is the Vikings! We've enjoyed learning about where the Vikings came from, how they travelled and the origin of some of our place names today. The highlight of this topic was our Viking feast which was a fantastic celebration of our learning. In Science, we've been putting our practical skills to the test by planning and carrying out a number of investigations. We investigated thermal insulation of different materials, viscosity of liquids and even made our own crystals! In computing, we've enjoyed our introduction to using a microbit



A highlight of our half term has been our outdoor learning in forest school with Mrs Morgan! We've spent time doing activities in forest school and orienteering on the field. We've learnt important life skills like how to use a compass, how to put up a tent and teamwork. The chance to use our outdoor environment and get muddy has been lots of fun!



Year 6 have shown fantastic progress and enthusiasm in their recent Science topic on 'Light'. Over the past two half terms, the children have delved deep into the properties of light and its behaviour, making some exciting discoveries along the way.

Our journey into the world of light began during a visit to Techniquest, a few terms prior, where the children had the opportunity to explore light exhibits in the dark room. Here, they were able to witness first hand how light can be broken up into its component colours and how prisms play a crucial role in this process. This term, we have built upon this experience, we delved into the famous experiment by Isaac Newton, where he used prisms to debunk the idea that light is a mixture of light and dark. The children were fascinated to learn that through the process of refraction, light is bent to reveal the beautiful spectrum of colours it contains.

One of the highlights for Year 6 was conducting their own experiments to further explore the effects of light bending. They enjoyed investigating how different 3D shaped prisms can influence the bending of light and lead to the creation of various types of 'rainbows'. Not only did this activity deepen their understanding of light, but it also provided a hands-on opportunity to revisit the features of 3D shapes in a practical and engaging manner.

The children's engagement and eagerness to learn throughout this topic have been truly commendable. Their ability to apply their knowledge to real-world experiments and draw connections between different scientific concepts is a testament to their hard work and curiosity. They have become budding scientist in this field of enquiry.



SATs & Revision

We have had a busy time in class, with lots of hard work and preparation for the upcoming challenges. One focus we have had is on managing stress. We have been learning about ways to keep calm and positive, reminding ourselves that we are not defined by our results. We have been focusing on mental health and the importance of taking breaks to empty our 'stress buckets'. It is crucial for the children to look after their well-being, especially during busy periods like this one.

To make revision more engaging and enjoyable, we have been exploring different techniques. One of the activities the children have particularly enjoyed is the 'keep or pass' gameshow-style revision game. In this game, the children work in teams to solve problems related to maths and SPaG. Once they have the answer, they have to decide whether to keep the points or pass them on to another team. The twist is that the points values vary, some being low, some high, and some even negative numbers! It has been a great way to revise and have fun at the same time.

This has been an important way to balance between work and relaxation. Encourage the children to take breaks, engage in activities they enjoy, and remind them that their worth is not determined by results.



A Class Family

Year 6 continue to impress us every day with their dedication to learning, kindness towards each other, and ability to work as a team. Following their hard work during SATs Week, we treated them to a delicious McDonalds. They came together, shared pizza, and celebrated their achievements. We believe these moments of collaboration and celebration showcase the special bond within our class. We are incredibly proud of our Year 6 class and confident they will excel in all their future endeavours.



Star Writers!

I thoroughly enjoy our Writers' Tea Parties, and this half term has been fabulous! We all enjoyed listening about the work of others and they all had such positive attitudes to each other's pieces of work. The quality of their work was once again exceptional and I am so proud of them all..



Well done, Otis, Caitlyn, Arlo, Myla, Archie, Mason and Tyreese! Thank you for all your hard work —I'm really proud of you. Keep up the great writing!

I can't wait to celebrate the achievements of our next set of brilliant writers at the next Writers' Tea Party.

Mrs Vigus

Congratulations to these Star Writers!

R: Otis for trying his best and improving his writing.

Y1: Caitlyn has come so far in such a short space of time, she challenges herself in each lesson, always trying to do better and write more than the last time and she

Y2: Arlo for a superb biography about Mrs Gemmell.

Y3: Myla has produced an excellent piece of instruction writing on how to build a strong body. She has independently used lots of elements from our sentence stacking lessons such as numbered bullet points, brackets and rhetorical questions.

Y4: Archie for all his effort and working independently when writing his Aladdin story.



Y5: Mason for his excellent use of emotive language and modal verbs when writing a persuasive speech about plastic in the ocean.

Y6: Tyreese for his excellent progress in writing..

Book Recommendations


Welcome back once again to the brilliant and extraordinary book recommendations, this half term I've got some great stories just for you.

The first book we have takes us back hundreds of years... this book by Shakespeare is a complete wonder, filled with magic and spells. This book is an excellent story for beginners at reading, it will fill their imagination with new and exciting ideas and adventures. The Tempest is about a wizard that casts spells on people putting them into magical sleeps and a cheeky creature causing mayhem.



The next book I would like to recommend is Harry Potter and the Cursed Child. This book is a little different to the previous ones I have recommended as it is a run off of the Harry Potter series. Some other readers have described this book as '5 stars, spell binding' and 'truly captivating'. I fully agree with these views because it is completely magical and adventurous due to the wizardry, drama and exhilarating imagery used. How about you make your day by reading this flabbergasting book; written by J.K. ROWLING?

Last but not least we have something a bit different, a really sweet book called Toad's Road Code which is a lovely addition to young readers especially when it comes to road safety. This book is about a toad that lives beside a lake and one day he decides that he wants to see his cousin so he packs some cake and sets off to his cousin's house. Little does he know the risks there will be along the way.



By Max

Hot Chocolate with the Head!

This term's Hot Chocolate with the Head has been amazing, yet again! Many children have earned shout-outs and their place in the pot to be selected to have hot chocolate with Mrs Vigus. These pages celebrate the children who have been selected from the pot and managed to get a lovely, creamy hot chocolate with a wonderful experience! I can't wait to see who is pulled out of the pot next half term. Well done to everyone who has received a Shoutout so far this academic year—keep up the good work!

Mrs Vigus

Demi, Jaxen, Skye, Isla,
Poppy, Rex, Elliot, Arlo



George, Theo, Layla,
Jacob, Max





Isabelle, Lincoln, Parker, Ellan

Lily, Arnie, Demi, Ellan,
Olha, Louie



Charlie, Isla, Lilley, Preston,
Jayden





Sport at KTPS



It's been another busy half term in all our PE lessons! Reception have been focusing on athletics. We have been learning lots of new vocabulary and challenging ourselves with running, relay and obstacle races. Year 1 have also loved their athletics unit called Honey Pot! Each week they have focused on relay and obstacle races and teamwork activities. Year 2 have been enjoying their swimming lessons. It's been brilliant to hear all about the amazing progress they are making. Year 3 have been working hard in their hockey unit and have been challenging themselves every lesson with dribbling, attacking and defending activities. Year 4 have been focusing on Cricket and their OAA unit. They have not only challenged themselves learning new skills, but have been learning their key vocabulary for each unit. I have been super impressed with their hard work. Year 5 have been working hard in their OAA unit. They have been showcasing their brilliant knowledge and skills throughout the unit and its been super to see all of the classes positive attitudes. Finally, Year 6 have been working extremely hard in their rounder's unit. Through hard work and lots of practice they have been learning the rules of rounder's and applying them in game situations. As always, its been great to see everyone's progress throughout these 7 weeks.



Here are some photos from our PE lessons!



Street Tag



What is Street Tag?

Street Tag is an innovative, app-based physical activity program designed to motivate families to lead healthier lives while exploring and connecting with their communities.

By transforming the world around you into a virtual playground, users earn points by walking, running, cycling, or rolling in their wheelchair to collect tags strategically placed throughout their local community.

Key Highlights:

- + Gamified approach to physical activity and mental wellbeing.
- + Participation is completely FREE.
- + Incentivises achievement of recommended 60 daily active minutes.
- + Reconnects families with local parks, green spaces and other local facilities.
- + Offers an opportunity for schools to win performance bonuses.
- + Encourages healthy behaviour by promoting active travel.
- + Fosters teamwork and a healthy competitive spirit among participants.

If you would like to get involved and join our Kingstone Team, please follow the steps on the poster to create your account.

From the 3rd of June until the 26th of July there will be a Herefordshire schools leader board. The school in 1st place will win £500, second place wins £200 and 3rd place wins £100. There are also vouchers for those who are in the top 20 players in Herefordshire.

Please be aware that the official leaderboard will debut on June 3rd. On the launch day at 7 am, we will reset the leaderboard points to zero to ensure a fresh and fair start.

Steps to join the School Team (For a PARENT/ CARER)

- 01** Install the FREE app STREET TAG from Play Store/ App Store, Open it and click on Sign up.
- 02** Enter the valid details to Sign up - Full name, Username, Email Id, and Password. Then click continue.
- 03** Select the School Leaderboard from the leaderboard options and click continue.
- 04** Select Herefordshire from the given list, then pick your school team from the list and click continue.
- 05** Enter your preferred gender, and you can fill in the other optional details if you want. Then click on Sign Up.
- 06** Verify with your Email/ Phone number.
- 07** After the verification step, please answer the questionnaire.
- 08** Congratulations! Your account is ready for use.



Out of School Achievements



We've had so many brilliant achievements to celebrate this half term that we have had to extend to a 3 page spread! We celebrate these achievements during our key stage assemblies every Wednesday. We are really impressed by the range of activities that everyone has been getting up to out of school. Here are some of their amazing achievements...



Teddy, Year 4, has received a certificate and medal for his performance!

Well done, Teddy!



Charlotte, Year 5, gained 2 medals for trampolining! Congratulations, Charlotte!



Izzy, Year 5, received 2 medals for trampolining!

Superb, Izzy!

Evie, Year 5, has received 2 medals in swimming! Congratulations, Evie!



Daisy-May, Year 6, received certificates for trampolining! Great job, Daisy-May!



Figgy, Year 2, has gained 2 badges in beavers for safety and craft! Well done, Figgy!



Sam, Year 2, received a medal for man of the match in football! Well done, Sam!



Isabelle, Year 1, received a certificate for level 3 swimming! Brilliant, Isabelle!



Florence, Year 1, has gained a certificate in level 3 swimming! Well done, Florence!



Ben, Year 3, received a certificate in tennis! Congratulations Ben!



Teds, Year 3, received a trophy in football for man of the match! Congratulations, Teds!

You Are Fabulous!!

Skye, Year 4, gained 2 medals for gymnastics! Well done, Skye!





Angel, Year 4,
was awarded a
medal for her
swimming!
Fabulous,
Angell!



Well done to
Rex, Year 2,
he received a
trophy for his
football!
Super work,
Rex!



Florence, Year
3, received a
certificate in
swimming!
Fabulous,
Florence!



Isabelle, Year
2, received a
certificates for
her swimming!
Fabulous,
Isabelle!



Mikayla, Year 2,
was awarded a
certificate in
gymnastics!
Well done,
Mikayla!



Angel, Year 4,
gained her
brown belt and
received a
certificate in
martial arts!
Excellent,
Angell!



Skye, Year 4,
has been
awarded a medal
in gymnastics!
Well done,
Skye!



Jesse, Year 2,
received a
trophy in
football!
Well Done,
Jesse!



Mikayla, Year 2,
received a
certificate and
medal in
gymnastics!
Congratulations
Mikayla!

Skye, Year 3,
gained her silver
level 1 certificate
in gymnastics!
Great work, Skye!

Florence, Year
3, received her
level 4
certificate in
swimming!
Congratulations,
Florence!



Lilly, Year 3,
received a
medal in
football!
Super job,
Lilly!



Lexi, Year 4,
was awarded a
certificate and a
medal for
gymnastics!
Well done,
Lexil!



James, Year 2,
received a
certificate for
climbing the
Hereford
Cathedral Tower!
Well done, James!



Well done to Aimee,
Year 4, she gained a
medal and
certificate in
gymnastics!
Good work, Aimee!





Skye, Year 3,
was awarded a
certificate
and rosette
for
gymnastics!
Fabulous,
Skye!



Well done to
Bella, Year 2,
she received
her level 7
certificate in
swimming!
Amazing,
Bella!



Oliver, Year 5,
received a
trophy for his
football!
Congratulations,
Oliver!



Fae, Year 4, for
brilliant sewing
skills!
Super work,
Fae!



Poppy, Year 1,
was awarded a
certificate in
gymnastics!
Well done,
Poppy!



Arnie, Year 4,
was awarded a
medal in
football!
Well Done,
Arnie!



Evie, Year 5,
has been
awarded a medal
in swimming!
Well done, Evie!

Congratulations
to all of our
Out of School Achievers!

YOU ARE
AMAZING

Wellbeing Page

Mindfulness

The benefits of mindfulness on your mental health can be really incredible. Mindfulness helps to train us to pay more attention in our daily lives. That means we have a greater capacity to savour pleasures and notice the things that really matter and that are truly important to us. Practicing mindfulness involves breathing methods and other practices to relax the body and mind and help reduce stress.

Exercise

One of the most common solutions given to help us improve our overall wellbeing is exercise. Physical activity of course improves our physical health overall, but it's also great for our mental wellbeing.

Exercising leads to better sleep, better moods, and a reduced level of stress and anxiety. It also helps to improve our self-esteem.



Writing

Often underrated as a means for improving our mental health and relieving stress is the act of writing down our thoughts. Activities like journaling or even creative writing can be incredibly therapeutic.



Reading

Human beings have been reading for pleasure for over 1000 years!

Reading books has a marked effect on our mental and physical health. Studies show that reading increases brain activity, strengthening the connections between different areas, and thus the strength and sophistication of signals sent across the brain.



ELSA

Emotional Literacy Support Assistant

ELSAs are emotional literacy support assistants. They are a member of staff who have had special training from educational psychologists to support the emotional development of children and young people in school. Our school ELSA is Miss Exley.

ELSAs and ELSA sessions can help children with:

- Emotional Literacy
- Social Skills
- Friendship Issues
- Managing strong feelings
- Anxiety
- Growth mindset
- Self esteem
- Loss and bereavement

What is emotional literacy?

- ✦ Understanding and coping with the feelings about ourselves and others.
- ✦ Developing high self-esteem and positive interactions with others.
- ✦ Being emotionally literate helps children focus better on their learning.

How does ELSA work?

- A regular slot during the school week for 20 minutes
- Sessions can be individual or in small groups and tailored to the child's individual needs.
- Sessions are fun and might include team games, board games, art and craft and stories.
- They include time to talk.
- A pupil's progress will be reviewed on a half-termly basis.

10 WAYS TO PRACTICE Mindfulness

Please do email me or call the school, if you ever want to arrange a meeting if you need any help or support.

(Miss Exley)

How to make a paper sunflower

Arts and Crafts

Materials needed:

- Coloured paper (yellow and green)
- Glue
- Scissors

- Take a yellow colour paper and cut it into 3 squares of size 10cm each.

- Now, take each paper and make zig-zag folds. The size of the pleats should be more than 1 cm. Take one of your zig-zag folds and draw half petal shapes on both sides and then cut along the drawing that you made earlier. Take one side of your fold and fold it in half and then you need to glue and stick the folded parts together.

- Next, apply glue in between the folds and then press it well to make sure the folds stick well to each other then open to get one portion of the petal.

- Then, repeat the same steps with the other two zig-zag folds. stick these 3 folded pieces together. Apply glue on the base of the petal pleats to stick them end-to-end. take the third folded petal piece and stick it to the base of the second petal fold. Make sure all three petal pieces are glued well and stuck end-to-end.

- In this step, we cut a small circle and stick it on the centre of the petal base. Draw a petal shape on a green coloured paper. Make the green paper wide enough to cut two leaves at a time by folding the paper. Cut along the drawing to get two leaves.

- Now you want to cut a rectangle of size 11cm x 8cm on a green paper. Roll the paper diagonally as thinly as possible. When you reach the end, apply glue and stick it.

- Then, apply glue to the base of the leaves and stick them together and then stick them to the base of the petal. With a pencil, slightly make space between the petals at the centre. Stick glue to the end of the stem and stick it to the centre between the petals.

And you're finished!



By Katherine :)

Summer Recipes



Slushberry

Ingredients

- 2 cups % pineapple juice (this can be the juice from a tin of pineapples)
- 1 cup soda
- 2 cups frozen strawberries
- 1 cup if ice
- Fresh strawberries for decoration

Instructions

Blend all the ingredients together.

Frozen bananas

Ingredients

- Bananas
- 1 bag of Chocolate Chips
- 3 tablespoons of vegetable oli
- Corn dog sticks
- Sprinkles



Instuctions

Peel the bananas and insert a stick and pop them in the freezer until frozen (approx. 2 hours).

Melt the chocolate chips in the microwave and add the vegetable oil.

Cover the banana with the melted chocolate and dip into the sprinkles.

Put back into the freezer until the are completely set.

SUMMER WORD SEARCH

W	O	F	R	Q	T	L	P	H	P
Q	K	L	R	A	W	K	Q	Q	Z
A	F	L	H	I	A	N	S	S	I
B	Q	Z	M	S	N	O	I	K	E
U	U	Z	R	A	P	N	A	J	C
L	O	P	I	N	M	R	M	P	M
Q	R	C	C	D	J	A	I	M	I
N	Z	H	C	C	B	Q	E	F	A
R	A	J	E	A	P	M	T	A	T
S	K	Q	C	S	N	N	Q	T	C
E	W	D	R	T	R	S	I	S	J
A	K	I	A	L	F	U	F	W	G
S	F	R	M	E	I	N	A	C	E
U	I	Q	U	S	U	S	C	B	K
M	W	W	U	F	N	H	D	I	B
M	E	C	D	R	N	I	T	Q	H
E	T	V	F	P	A	N	N	J	Q
R	W	I	A	C	K	E	S	J	D
I	C	V	I	S	I	W	S	G	Q
A	I	P	K	C	H	S	A	U	E
S	I	F	U	B	F	T	A	Q	S
K	F	B	L	Z	K	N	U	V	M
E	R	Z	Q	M	O	S	F	Y	F
I	F	U	V	I	R	U	Q	P	N
K	F	M	I	P	R	U	F	F	M

BEACH BUCKET ICE-CREAM FUN

OCEAN SAND SANDCASTLE SEA PICNIC

SUMMER SUNSHINE PICNIC SWIMSUIT

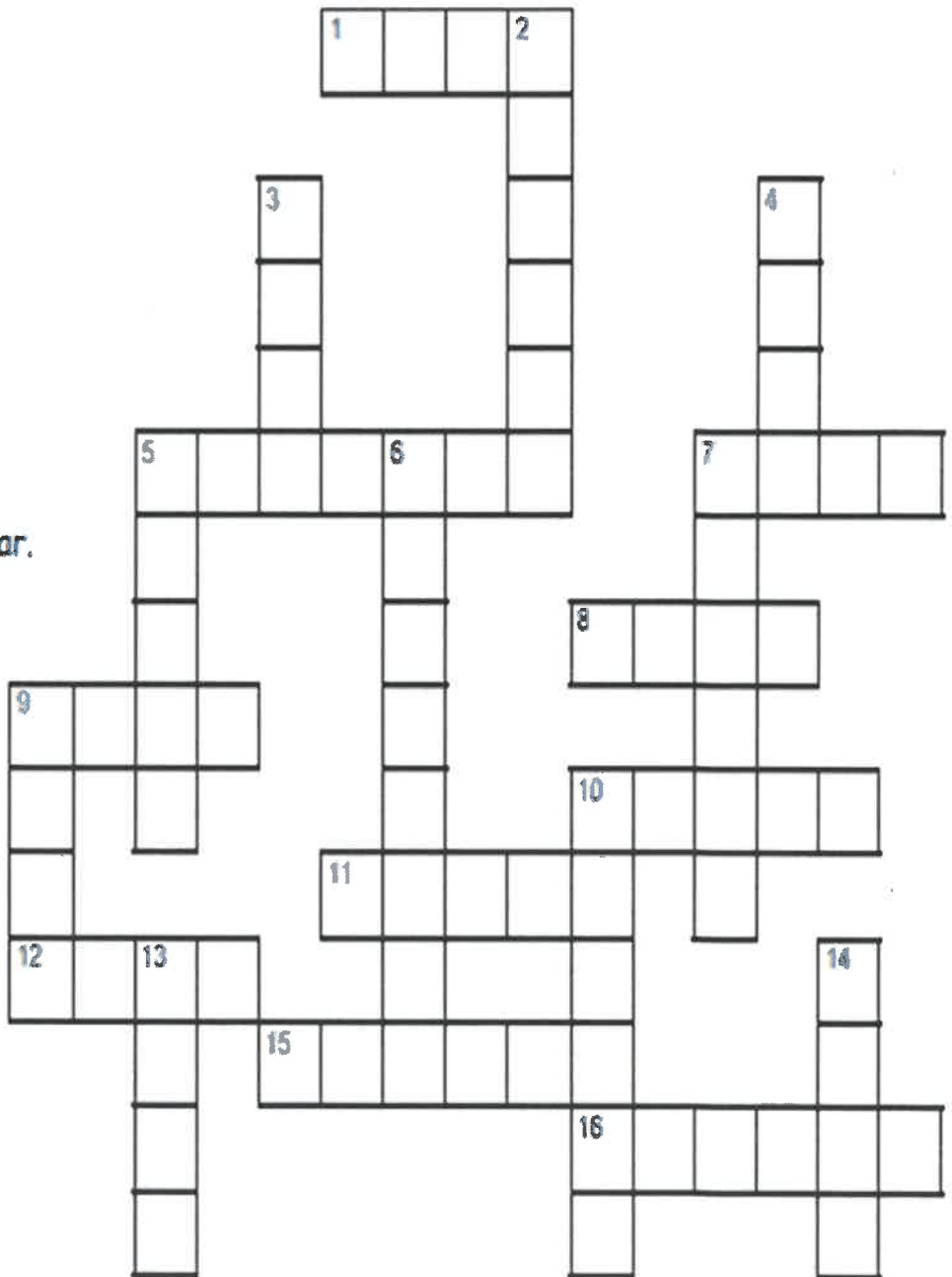
By Evie

Summer



Across

1. Grains on the beach.
5. Living in a tent.
7. It warms you up.
8. Two wheeled transportation.
9. Comes with a shovel.
10. Full of daylight.
11. A sandy shore.
12. Area of inland water.
15. Warmest 3 months of the year.
16. Top for warm weather.



Down

2. Plunging into the water.
3. Move through the water.
4. Summer hazard.
5. House in the woods.
6. Frozen treat.
7. Trail walking.
9. A place to swim
10. Pants for hot weather.
13. Toy for a windy day.
14. Mildly hot.

By Freyja










Summer Jokes

Do fish go on
vacation?



No because they're
always in school!

Why do bananas
use sunscreen?

Because they peel!





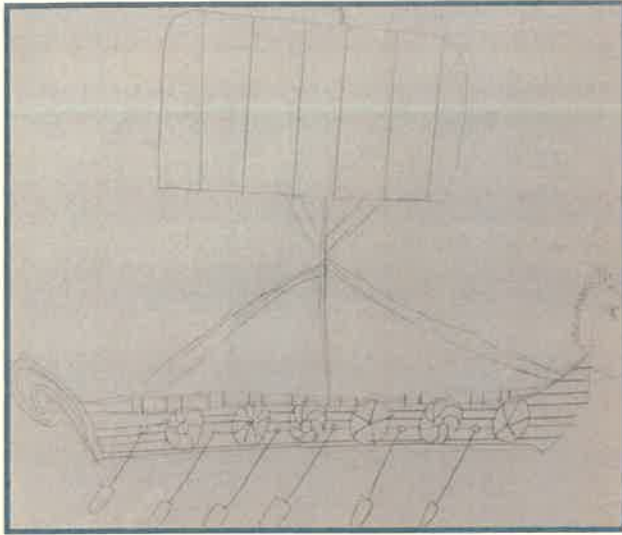
How do you make an
Octopus laugh?

With ten-tickles!

What did the ocean
say to the sailboat?

Nothing it just
waved!





By Evie, Max, Zion in Year 5